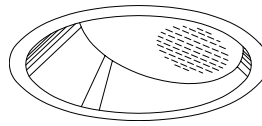


6" Lensed Wall Wash for Incandescent A-Lamp



150W A-21 6" RR20653

Features

Lamp/Socket

- Designed for offset incandescent lamp, 150 watt (max.) frosted A-21 (by others).
- Dimmable (controls by others).
- Glazed porcelain medium base socket. Nickel plated brass screw shell. Silicone leads.

Trim Assembly

- Specular Alzak® aluminum upper reflector.
- Clear specular Alzak aluminum self-flanged lower reflector.
- C#73 tempered prismatic glass lens.

- Optional lower reflector colors and finishes available. See Options.

Housing

- Cool. Acrylic enameled 100% aluminum.
- Rustproof. Exceeds 1000 hour ASTM 5% salt spray test.
- Dissipates heat across entire surface area.
- Entire luminaire serviced through aperture.
- Built-in plaster frame.

Outlet Box

- Prewired 14 GA (NEC) galvanized steel, UL listed; with removable insulated cover.
- 1/2" and 3/4" knockouts.

Installation

- 27" hanger bars supplied (2).
- Fully adjustable universal mounting brackets supplied (2).
- Recesses indoor or outdoor in covered ceilings

UL, C-UL (Canada) Listings

- Wet, damp or dry locations, covered ceilings.
- Through-branch circuit conductors (up to 6 #12). Supply wire rating: 90°C.

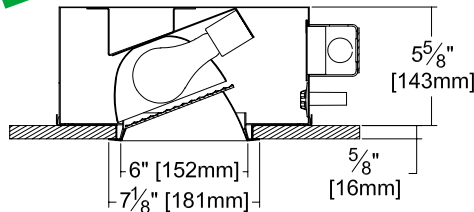
Three Year Limited Warranty

- Complete standard fixture.

Thermal Protection (Per Current NEC)

- Thermal protector included which provides automatic cut-off if rated temperature is exceeded. (Insulation related)

Dimensions - Installed Fixture



Options

Wattage and Voltage

- 58 277/120 volt stepdown transformer for 277 volt line input, prewired into each fixture; with 277 volt thermal protector.

Reflectors and Trims (Self-Flanged)

- 16 Champagne Gold specular Alzak lower reflector. (CP x .98)
- 30 White self-flanged lower reflector. (CP x .98)

- 31 White flange (only) on lower reflector.
- 32 Trim extender. Broadens trim flange O.D. by 1" to cover larger ceiling opening.
- 45 Gasket between trim and ceiling.
- 63 Dune specular Alzak lower reflector. (CP x .97)
- 69 Wheat specular Alzak lower reflector. (CP x .97)
- 70 SofTex Clear softly etched lower reflector. (CP x .98)
- 71 SofTex Dune softly etched lower reflector. (CP x .95)
- 72 Black specular Alzak lower reflector. (CP x .87)

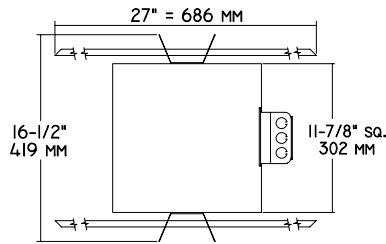
- 77 SofTex Pewter softly etched lower reflector. (CP x .90)
- 90 SofTex Champagne Gold softly etched lower reflector. (CP x .96)
- 91 SofTex Wheat softly etched lower reflector. (CP x .95)
- 92 Umber specular Alzak lower reflector. (CP x .92)
- 93 Pewter specular Alzak lower reflector. (CP x .95)
- 94 Custom color trim assembly. Consult factory.

Other Options

- 99 Special modification. Consult factory.

RR20653


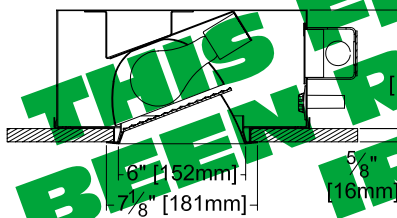
Plan View



*** Cone of Light Key**

- Dist.** Distance from fixture
 - FC** Footcandles (average)
 - Dia.** Circle of light at 50% of FC
- Dia. (in ft.) shown is where FC value is half the FC at nadir.

RR20653 150W A-21



- WALL > 0° S/MH 1.3
- 90° S/MH 1.3
- 180° S/MH 1.1

EFFIC: 48.2%

ITL TEST #53109

THIS FIXTURE HAS BEEN REPLACED BY IRR-06133. SOME DESIGN FEATURES OR OPTIONS MAY HAVE CHANGED.

DISTANCE FROM CEILING IN FEET	SINGLE FIXTURE				MULTIPLE FIXTURES						
	1'	2'	3'	4'	3' CENTERS		4' CENTERS				
FIXTURE INSTALLED 3' FROM WALL Footcandle Distribution on Wall Surface											
1	7.9	6.3	4.1	2.2	1.2	13.1	13.0	13.1	11.2	10.8	11.2
2	12.8	10.7	6.9	3.9	2.3	24.2	24.2	24.2	16.9	16.5	16.9
3	14.5	12.8	9.7	6.1	3.4	28.6	28.8	28.6	22.1	21.8	22.1
4	12.5	11.5	9.3	6.6	4.1	28.1	28.4	28.1	20.7	20.6	20.7
5	9.2	8.6	7.3	5.6	4.1	24.3	24.6	24.6	19.0	19.0	19.0
6	6.8	6.5	5.8	4.7	3.5	20.0	20.4	20.0	16.1	16.2	16.1
7	5.1	5.0	4.6	3.9	3.1	16.7	17.2	16.7	13.6	13.7	13.6
8	3.9	3.9	3.7	3.2	2.6	14.3	14.6	14.3	11.6	11.7	11.6
9	3.0	3.0	3.0	2.7	2.3	12.6	12.6	12.6	10.4	10.4	10.4

	0.0	45.0	90.0	135.0	180.0
0	661	661	661	661	661
5	665	667	670	665	661
15	675	711	720	693	670
25	632	670	665	618	586
35	543	543	504	451	424
45	411	416	341	256	186
55	279	270	191	96	55
65	130	126	80	15	3
75	52	40	6	1	1
85	0	0	1	0	0
90	0	0	0	0	0

SUBMITTAL DATA

APPROVAL STAMP

JOB NAME _____

TYPE _____

WATTAGE _____ VOLTAGE _____

CATALOG NUMBER _____

LIMITED WARRANTY: CATALOGED KIRLIN FIXTURES ARE WARRANTED FREE OF DEFECTS IN WORKMANSHIP OR MATERIAL FOR THREE YEARS FROM DATE OF PURCHASE. INSTALLATION, C. IN NORMAL USE. Manufacturer at this option will replace or repair such fixture or refund the purchase price on presentation of proof of purchase and defective fixture at the office of manufacturer within ninety days of original shipment. Liability of manufacturer shall not be liable for any other damages, direct or indirect, sustained or suffered by purchaser or any person. This warranty is supplied to the manufacturer and will not be extended to the purchaser. Seller does not warrant as to the condition or fitness for particular use, nor will any oral statement constitute a warranty or amend this specific warranty. Additional use, abuse of the fixture, improper installation, or repair, or modification of the fixture without prior written authorization from the manufacturer will void the warranty.