

Shallow Plenum Dual Reflector Downlights

Features

Lamp / Socket

- Designed for:
 - RR20606: Horizontal 150 watt (max.) A-21 inside frosted incandescent lamp (by others).
 - RR20707: Horizontal 200 watt (max.) A-23 inside frosted incandescent lamp (by others).
- Dimmable (controls by others).
- Glazed porcelain medium base socket.

Reflectors

- Upper: Ellipsoidal clear specular Alzak® aluminum.
- Lower: Parabolic self-flanged specular Alzak aluminum.
- Twelve optional self-flanged lower cone colors and finishes available. See Options.

Housing

- Acrylic enameled 100% aluminum.
- Rustproof: Exceeds 1000 hour ASTM 5% salt spray test.
- Cool: Dissipates heat across entire surface area.
- Entire luminaire visible and serviceable from below through removable reflectors.

- Built-in plaster frame. Also see Option -79.

Outlet Box

- Prewired 14GA (NEC) galvanized steel. UL listed. With removable insulated cover.
- 1/2" and 3/4" knockouts.

Installation

- 27" galvanized hanger bars supplied (2).
- Fully adjustable universal galvanized mounting brackets supplied (2). Accepts 3/4" or 1-1/4" lathers channel or 1/2" T.S. conduit.
- Recesses indoor or outdoor in covered ceilings.

UL, C-UL (Canada) Listings

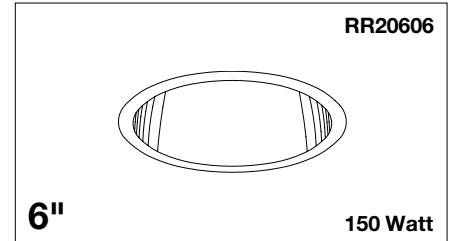
- Wet, damp or dry locations, covered ceilings.
- Through-branch circuit conductors (6 #12 AWG 90°C).

Three Year Limited Warranty


- Complete standard fixture.

Thermal Protection (Per Current NEC)

- Thermal protector included which provides automatic cut-off if rated temperature is exceeded. (Insulation related)

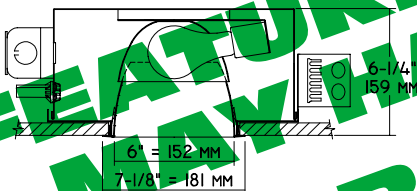


12 Optional Lower Cone Finishes
Horizontal Lamp: Shallow Depth
Great Efficiencies of 63 and 69%

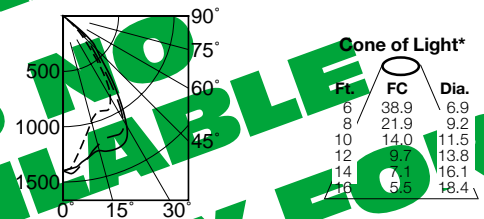


Performance at a Glance

RR20606



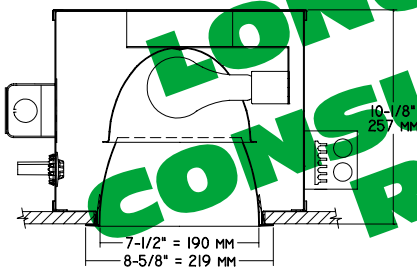
RR20606



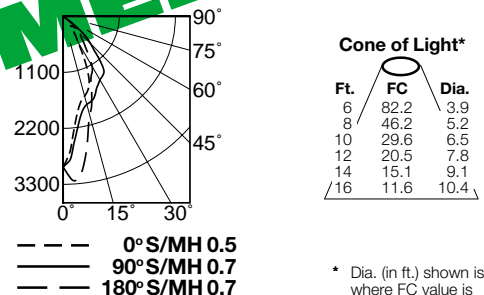
Cone of Light Key

Ft. Distance from fixture
FC Footcandles (average)
Dia. Circle of light at 50% of FC

RR20707



RR20707



* Dia. (in ft.) shown is where FC value is half the FC at nadir.

THE KIRLIN COMPANY

3401 EAST JEFFERSON AVENUE • DETROIT, MICHIGAN 48207-4232
(313) 259-6400 • Fax: (313) 259-9409 OR (313) 259-3121

NEW MILLENNIUM

TUNGSTEN HALOGEN and
INCANDESCENT LIGHTING

LAMP

A-21
A-23

MAXIMUM WATTAGE

150
200

CATALOG NUMBERS

RR20606
RR20707

Detailed Photometry - Installed Fixture

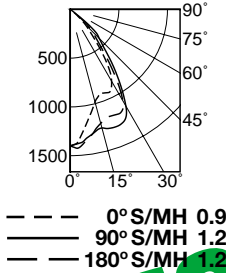
FROM I.T.L. (BOULDER, CO)

RR20606 (150W): TEST NUMBER 47529
RR20707 (200W): TEST NUMBER 47270
RR20707 (150W): TEST NUMBER 47271

RR20606

150 WATT

EFFICIENCY = 63.0%



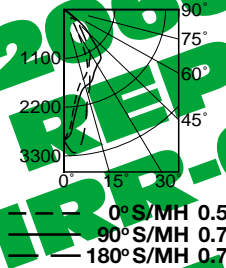
CANDLEPOWER DISTRIBUTION					
	0.0	45.0	90.0	135.0	180.0
0	1399	1399	1399	1399	1399
5	1295	1316	1369	1386	1397
15	982	1112	1259	1334	1210
25	940	1121	1280	1254	1182
35	632	785	855	850	769
45	214	363	423	414	322
55	3	3	4	4	3
65	0	0	0	0	0
75	0	0	0	0	0
85	0	0	0	0	0
90	0	0	0	0	0

COEFFICIENTS OF UTILIZATION							
RF	20						
	RC	80			50		
RW	70	50	30	10	50	30	10
1	71	69	68	66	65	64	63
2	67	64	61	59	61	59	57
3	63	59	55	53	56	54	51
4	60	54	51	48	52	49	47
5	56	50	46	43	48	45	43
6	53	47	42	39	45	42	39
7	50	44	39	36	42	38	36
8	47	40	35	33	39	36	33
9	44	38	33	31	37	33	30
10	42	35	31	28	34	31	28

RR20707

200 WATT

EFFICIENCY = 68.6%



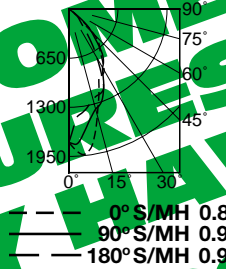
CANDLEPOWER DISTRIBUTION					
	0.0	45.0	90.0	135.0	180.0
0	2959	2959	2959	2959	2959
5	2298	2374	2482	2507	3216
15	1633	1685	1751	1912	2013
25	1093	1406	1554	1485	1297
35	335	1120	1380	1421	796
45	306	664	758	755	482
55	80	89	71	43	46
65	2	2	3	3	1
75	0	0	0	0	0
85	0	0	0	0	0
90	0	0	0	0	0

COEFFICIENTS OF UTILIZATION							
RF	20						
	RC	80			50		
RW	70	50	30	10	50	30	10
1	77	75	73	72	71	70	68
2	73	69	66	64	66	63	61
3	69	64	60	57	61	58	55
4	65	59	54	51	56	53	50
5	61	54	50	46	52	48	45
6	57	50	45	42	48	45	42
7	53	46	41	38	44	41	38
8	49	43	38	35	42	38	35
9	45	40	36	33	40	35	33
10	42	38	33	30	37	33	30

RR20707

150 WATT

EFFICIENCY = 66.8%



CANDLEPOWER DISTRIBUTION					
	0.0	45.0	90.0	135.0	180.0
0	1764	1764	1764	1764	1764
5	1328	1930	1739	1561	1416
15	1457	1424	1370	1338	1238
25	988	1332	1093	1110	1081
35	745	1112	795	589	482
45	469	467	427	313	186
55	16	28	56	70	65
65	0	1	3	3	3
75	0	0	0	0	0
85	0	0	0	0	0
90	0	0	0	0	0

COEFFICIENTS OF UTILIZATION							
RF	20						
	RC	80			50		
RW	70	50	30	10	50	30	10
1	76	74	72	70	69	68	67
2	71	68	65	62	64	62	60
3	67	62	59	56	60	57	54
4	63	58	54	50	55	52	49
5	59	53	49	45	51	48	45
6	56	49	45	41	47	44	41
7	53	46	41	38	44	41	38
8	50	43	38	35	42	38	35
9	47	40	35	32	39	35	33
10	45	38	33	30	37	33	30

Estimated Multipliers

- 16 Champagne Gold Alzak®: CP x .95
- 30 White: CP x .95
- 63 Dune Alzak: CP x .93
- 69 Wheat Alzak: CP x .92
- 70 SofTex Clear: CP x .92
- 71 SofTex Dune: CP x .89
- 72 Black Alzak: CP x .77
- 90 SofTex Champagne Gold: CP x .90
- 91 SofTex Wheat: CP x .88
- 93 Pewter Alzak: CP x .88
- OG Black OptiGroove: CP x .88

Options

- 16 Champagne Gold specular Alzak self-flanged lower cone. (CP x .95)
- 30 All white lower cone, self-flanged. (CP x .95)
- 31 White flange (only) on self-flanged lower cone.
- 32 Trim extender. Broadens trim flange O.D. by 1" to cover larger ceiling opening.
- 45 Gasket above lower cone flange. Stops dust streaks on ceiling.
- 58 277/120V stepdown transformer for 277 volt line input, prewired into fixture.
- 63 Dune specular Alzak self-flanged lower cone. (CP x .93)
- 69 Wheat specular Alzak self-flanged lower cone. (CP x .92)
- 70 SofTex Clear softly etched self-flanged lower cone. Resists smudges. (CP x .92)
- 71 SofTex Dune softly etched self-flanged lower cone. Resists smudges. (CP x .89)
- 72 Black specular Alzak self-flanged lower cone. (CP x .77)
- 79 Extension collar for up to 2" thick ceilings.
- 82 Sloped ceiling adapter. Specify slope in 5° increments up to 30°.
- 90 SofTex Champagne Gold softly etched self-flanged lower cone. Resists smudges. (CP x .90)
- 91 SofTex Wheat softly etched self-flanged lower cone. Resists smudges. (CP x .88)
- 93 Pewter specular Alzak self-flanged lower cone. (CP x .88)
- 94 Specular or SofTex custom color/finish lower cone, self-flanged. Consult factory.
- 99 Special modification. Consult factory.
- OG OptiGroove black seamless tapered aluminum lower cone. White trim, self-flanged. (CP x .83)

SUBMITTAL DATA

APPROVAL STAMP

JOB NAME _____

TYPE _____

WATTAGE _____ VOLTAGE _____

CATALOG NUMBER _____

LIMITED WARRANTY: CATALOGED KIRLIN FIXTURES ARE WARRANTED FREE OF DEFECTS IN WORKMANSHIP OR MATERIAL FOR THREE YEARS FROM DATE OF PURCHASE. INSTALLATION TO N.E.C. IN NORMAL USE. Manufacturer at his option will replace or repair such fixture or refund the purchase price on presentation of proof of purchase and defective fixture at the office of manufacturer within three years of original shipment. Liability of manufacturer is limited to the foregoing, and manufacturer shall not be liable for any other damages, direct or indirect, sustained or suffered by purchaser or any person. This warranty is supplied to the buyer in place of all other warranties, expressed or implied. Seller does not warrant as to merchantability or fitness for a particular use, nor will any oral statement constitute a warranty or amend this specific warranty. Abnormal use, abuse of the fixture, improper installation, repair, or modification of the fixture without prior written authorization from the manufacturer will void the warranty void.

RR20606 HAS BEEN REPLACED BY RR-0000 SOME DESIGN FEATURES OR OPTIONS MAY HAVE BEEN CHANGED RR20707 IS NO LONGER AVAILABLE FOR CONSULT FACTORY REPLACEMENT