

Dual Reflector Downlights with Ten Optional Finishes

Features

Lamp / Socket

- Designed for:
 - RR20604: Vertical 150 watt (max.) A-21 inside frosted incandescent lamp (by others).
 - RR20705: Vertical 200 watt (max.) A-23 inside frosted incandescent lamp (by others).
- Dimmable (controls by others).
- Glazed porcelain medium base socket.

Reflectors

- Upper: Ellipsoidal clear specular Alzak® aluminum.
- Lower: Parabolic self-flanged specular Alzak aluminum.
- Twelve optional self-flanged lower cone colors and finishes available. See Options.

Housing

- Acrylic enameled 100% aluminum.
- Rustproof: Exceeds 1000 hour ASTM 5% salt spray test.
- Cool: Dissipates heat across entire surface area.
- Entire luminaire visible and serviceable from below through removable reflectors.

- Built-in plaster frame. Also see Option -79.
- Outlet Box**
 - Prewired 14GA (NEC) galvanized steel. UL listed. With removable insulated cover.
 - 1/2" and 3/4" knockouts.

Installation

- 27" galvanized hanger bars supplied (2).
- Fully adjustable universal galvanized mounting brackets supplied (2). Accepts 3/4" or 1-1/4" lathers channel or 1/2" T.S. conduit.
- Recesses indoor or outdoor in covered ceilings.

UL, C-UL (Canada) Listings

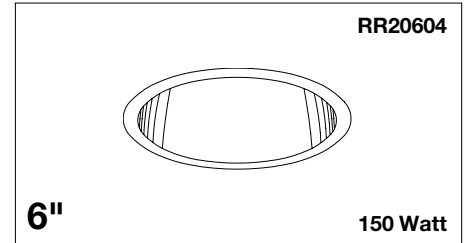
- Wet, damp or dry locations, covered ceilings.
- Through-branch circuit conductors (6 #12 AWG 90°C).

Three Year Limited Warranty


- Complete standard fixture.

Thermal Protection (Per Current NEC)

- Thermal protector included which provides automatic cut-off if rated temperature is exceeded. (Insulation related)

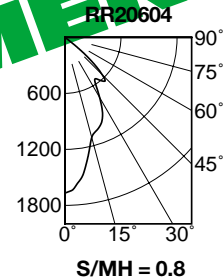
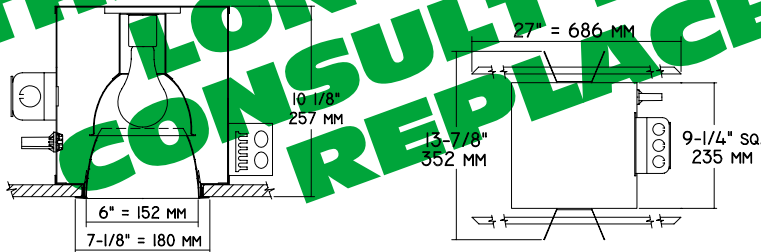


**Low Brightness
for Visual Comfort
Ideal for Hotels and Boardrooms**
12 Optional Lower Cone Finishes



Performance at a Glance

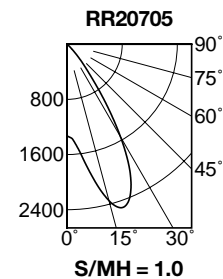
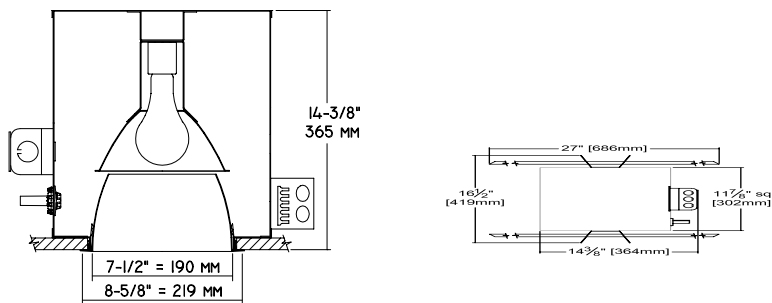
RR20604



Cone of Light*

Ft.	FC	Dia.
6	24.1	7.4
8	13.6	9.8
10	8.7	12.3
12	6.0	14.7
14	4.4	17.2
16	3.4	19.7

RR20705



Cone of Light Key

- Ft. Distance from fixture
- FC Footcandles (average)
- Dia. Circle of light at 50% of FC

Cone of Light*

Ft.	FC	Dia.
6	36.9	7.7
8	20.8	10.3
10	13.3	12.9
12	9.2	15.4
14	6.8	18.0
16	5.2	20.6

* Dia. (in ft.) shown is where FC value is half the FC at nadir.

THE KIRLIN COMPANY

3401 EAST JEFFERSON AVENUE • DETROIT, MICHIGAN 48207-4232
(313) 259-6400 • Fax: (313) 259-9409 OR (313) 259-3121

NEW MILLENNIUM

TUNGSTEN HALOGEN and
INCANDESCENT LIGHTING

LAMP

A-21
A-23

MAXIMUM WATTAGE

150
200

CATALOG NUMBERS

RR20604
RR20705

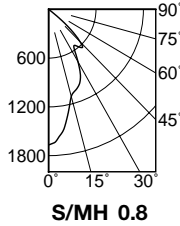
Detailed Photometry - Installed Fixture

FROM I.T.L. (BOULDER, CO)

RR20604 (150W): TEST NUMBER 47527
RR20604 (100W): TEST NUMBER 47528
RR20705 (200W): TEST NUMBER 46976

RR20604

150 WATT



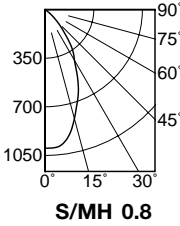
EFFICIENCY = 60.5%

CANDLEPOWER DISTRIBUTION					
	0.0	22.5	45.0	67.5	90.0
0	1668	1668	1668	1668	1668
5	1568	1568	1568	1568	1568
15	1110	1110	1110	1110	1110
25	951	951	951	951	951
35	556	556	556	556	556
45	563	563	563	563	563
55	9	9	9	9	9
65	5	5	5	5	5
75	3	3	3	3	3
85	2	2	2	2	2
90	0	0	0	0	0

COEFFICIENTS OF UTILIZATION							
RF	20						
	RC	80			50		
RW	70	50	30	10	50	30	10
1	68	66	65	63	63	61	61
2	64	61	58	56	58	56	54
3	60	56	52	50	53	51	49
4	57	51	48	45	49	46	44
5	53	47	43	40	46	42	40
6	50	44	40	37	42	39	36
7	47	41	36	34	39	36	33
8	44	38	34	31	37	33	31
9	42	35	31	28	34	31	28
10	40	33	29	26	32	29	26

RR20604

100 WATT



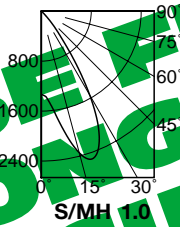
EFFICIENCY = 50.1%

CANDLEPOWER DISTRIBUTION					
	0.0	22.5	45.0	67.5	90.0
0	998	998	998	998	998
5	994	994	994	994	994
15	813	813	813	813	813
25	555	555	555	555	555
35	333	333	333	333	333
45	122	122	122	122	122
55	3	3	3	3	3
65	0	0	0	0	0
75	0	0	0	0	0
85	0	0	0	0	0
90	0	0	0	0	0

COEFFICIENTS OF UTILIZATION							
RF	20						
	RC	80			50		
RW	70	50	30	10	50	30	10
1	57	55	54	53	52	51	51
2	54	52	49	48	49	47	46
3	51	48	45	43	46	44	42
4	48	45	42	40	43	41	39
5	46	42	39	36	40	38	36
6	44	39	36	34	38	35	33
7	41	37	34	31	35	31	29
8	40	34	31	29	33	31	29
9	37	32	29	27	32	29	27
10	35	30	28	26	30	27	25

RR20705

200 WATT



EFFICIENCY = 60.9%

CANDLEPOWER DISTRIBUTION					
	0.0	22.5	45.0	67.5	90.0
0	1330	1330	1330	1330	1330
5	1461	1461	1461	1461	1461
15	2348	2348	2348	2348	2348
25	2193	2193	2193	2193	2193
35	774	774	774	774	774
45	84	84	84	84	84
55	4	4	4	4	4
65	3	3	3	3	3
75	1	1	1	1	1
85	0	0	0	0	0
90	0	0	0	0	0

COEFFICIENTS OF UTILIZATION							
RF	20						
	RC	80			50		
RW	70	50	30	10	50	30	10
1	69	67	66	65	64	63	62
2	66	63	60	58	60	58	56
3	62	59	56	53	56	54	52
4	59	55	51	49	53	50	48
5	56	51	48	45	49	47	44
6	53	48	44	42	47	43	41
7	51	45	41	39	44	41	38
8	48	42	39	36	41	38	36
9	46	40	36	34	39	36	33
10	43	37	34	32	37	34	31

Estimated Multipliers

- 16 Champagne Gold Alzak®: CP x .95
- 30 White: CP x .95
- 63 Dune Alzak: CP x .93
- 69 Wheat Alzak: CP x .92
- 70 SofTex Clear: CP x .92
- 71 SofTex Dune: CP x .89
- 72 Black Alzak: CP x .77
- 90 SofTex Champagne Gold: CP x .90
- 91 SofTex Wheat: CP x .88
- 93 Pewter Alzak: CP x .88
- OG Black OptiGroove: CP x .83

Options

- 16 Champagne Gold specular Alzak self-flanged lower cone. (CP x .95)
- 30 All white lower cone, self-flanged. (CP x .95)
- 31 White flange (only) on self-flanged lower cone.
- 32 Trim extender. Broadens trim flange O.D. by 1" to cover larger ceiling opening.
- 45 Gasket above lower cone flange. Stops dust streaks on ceiling.
- 58 277/120V stepdown transformer for 277 volt line input, prewired into fixture.
- 63 Dune specular Alzak self-flanged lower cone. (CP x .93)
- 69 Wheat specular Alzak self-flanged lower cone. (CP x .92)
- 70 SofTex Clear softly etched self-flanged lower cone. Resists smudges. (CP x .92)
- 71 SofTex Dune softly etched self-flanged lower cone. Resists smudges. (CP x .89)
- 72 Black specular Alzak self-flanged lower cone. (CP x .77)
- 79 Extension collar for up to 2" thick ceilings.
- 82 Sloped ceiling adapter. Specify slope in 5° increments up to 30°.
- 90 SofTex Champagne Gold softly etched self-flanged lower cone. Resists smudges. (CP x .90)
- 91 SofTex Wheat softly etched self-flanged lower cone. Resists smudges. (CP x .88)
- 93 Pewter specular Alzak self-flanged lower cone. (CP x .88)
- 94 Specular or SofTex custom color/finish lower cone, self-flanged. Consult factory.
- 99 Special modification. Consult factory.
- OG OptiGroove black seamless tapered aluminum lower cone. White trim, self-flanged. (CP x .83)

SUBMITTAL DATA

APPROVAL STAMP

JOB NAME _____

TYPE _____

WATTAGE _____ VOLTAGE _____

CATALOG NUMBER _____

LIMITED WARRANTY: CATALOGED KIRLIN FIXTURES ARE WARRANTED FREE OF DEFECTS IN WORKMANSHIP OR MATERIAL FOR THREE YEARS FROM DATE OF PURCHASE. INSTALLATION TO N.E.C. IN NORMAL USE. Manufacturer at his option will replace or repair such fixture or refund the purchase price on presentation of proof of purchase and defective fixture at the office of manufacturer within three years of original shipment. Liability of manufacturer is limited to the foregoing, and manufacturer shall not be liable for any other damages, direct or indirect, sustained or suffered by purchaser or any person. This warranty is supplied to the buyer in place of all other warranties, expressed or implied. Seller does not warrant as to merchantability or fitness for a particular use, nor will any oral statement constitute a warranty or amend this specific warranty. Abnormal use, abuse of the fixture, improper installation, repair, or modification of the fixture without prior written authorization from the manufacturer will void the warranty void.

THESE FIXTURES ARE NO LONGER AVAILABLE FOR CONSULT FACTORY REPLACEMENTS