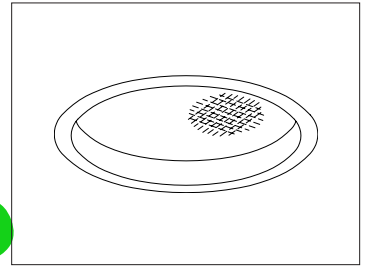


CATALOG #	TYPE	
JOB NAME	WATTAGE	VOLTAGE

12" 1 PS25 300 WATT MAXIMUM

RR01234

Uniform Illumination for MRI: Non-Ferrous Luminaire



Features

Non-Magnetic Lamp/Socket

- Designed for:
 - 300 watt (max.) PS25 frosted lamp (by others).
- Dimmable (controls by others).
- For operation on D.C. circuits.
- Glazed porcelain medium base horizontal socket. Nickel plated brass screw shell. Silicone leads.

Reflector

- Specular Alzak® aluminum.

Trim Assembly

- Smooth white seamless tapered aluminum self-flanged flare trim.
- Prismatic low brightness, spread distribution C#73 lens standard.
- Optional lenses and flat trim available, see Options.
- Non-ferrous torsion springs retain snug fit to ceiling.

Housing

- Cool. Acrylic enameled 100% aluminum.
- Rustproof. Exceeds 1000 hour ASTM 5% salt spray test.

- Dissipates heat across entire surface area.
- Entire luminaire visible and serviceable from below through removable reflector.
- Built-in plaster frame. Also see Option -79.

Outlet Box

- Prewired, 100% aluminum. UL listed.
- Accessible, 1/2" and 3/4" knockouts.

Installation

- Lightweight. Recesses in any ceiling type.
- 27" aluminum hanger bars supplied (2).
- Fully adjustable universal non-magnetic mounting brackets supplied (2).

UL, C-UL (Canada) Listings

- Wet, damp or dry locations, covered ceilings.
- Through-branch circuit conductors (up to 6 #12). Supply wire rating: 90°C.

Three Year Limited Warranty

- Complete standard fixture.

Thermal Protection (Per Current NEC)

- Thermal protector included which provides automatic cut-off if rated temperature is exceeded. (Insulation related)

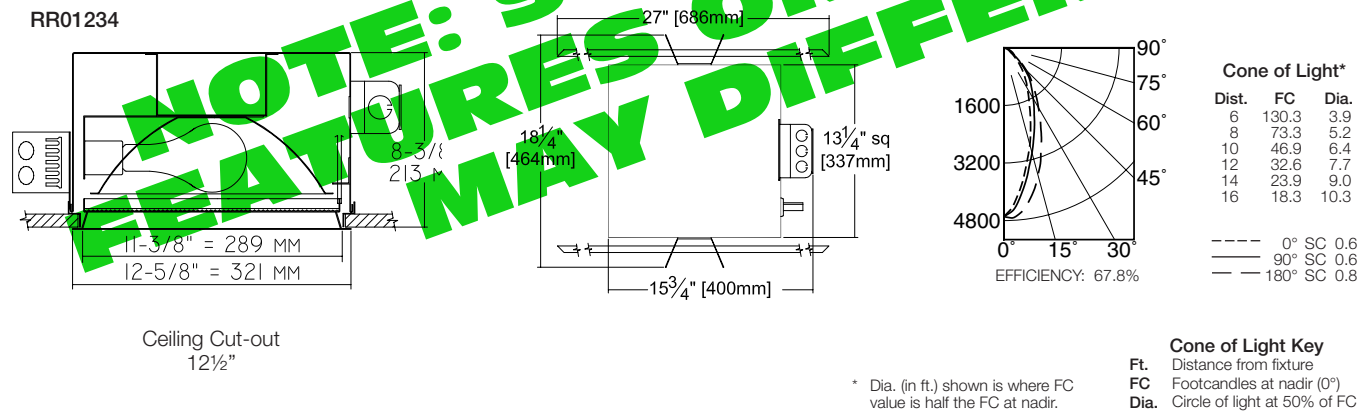


Recessed Round
Regressed Lensed
MRI

THIS FIXTURE IS NO LONGER AVAILABLE FOR AN ALTERNATIVE PLEASE PROTECT FOR AN ALTERNATIVE PLEASE PROTECT

NOT RESTRICTED TO END-OF-RUN USE

Performance at a Glance



THE KIRLIN COMPANY

3401 EAST JEFFERSON AVENUE • DETROIT, MICHIGAN 48207-4232
(313) 259-6400 • Fax: (313) 259-9409 OR (313) 259-3121 • www.kirlinlighting.com

HEALTHCARE FACILITY
& PATIENT LIGHTING

MAXIMUM WATTAGE

1 PS25 300

CATALOG NUMBER

RR01234

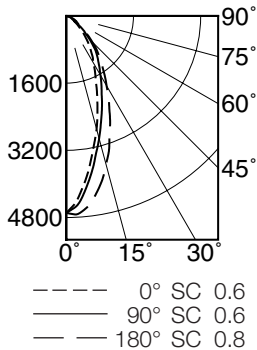
DUE TO OUR CONTINUING EFFORT TO IMPROVE PRODUCTS, TECHNICAL INFORMATION IS SUBJECT TO CHANGE WITHOUT NOTICE.

Alzak® is a registered trademark of ALCOA.

Detailed Photometry - Installed Fixture

Photometry from I.T.L., Boulder, CO

RR01234 (300 Watt)



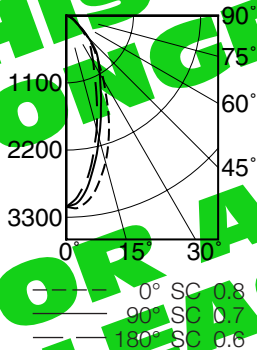
EFFICIENCY : 67.8%

CANDLEPOWER DISTRIBUTION					
	0.0	45.0	90.0	135.0	180.0
0	4690	4690	4690	4690	4690
5	4164	4185	4336	4528	4650
15	2790	2658	3022	3285	3659
25	1658	1688	1991	2153	2426
35	1031	1193	1334	1486	1516
45	566	657	788	849	869
55	243	334	323	435	364
65	142	152	182	202	222
75	40	40	61	61	81
85	3	4	4	4	4
90	0	0	0	0	0

COEFFICIENTS OF UTILIZATION							
RF	20						
	80			50			
RC	70	50	30	10	50	30	10
1	76	74	72	70	69	68	67
2	71	67	64	61	64	61	59
3	67	61	57	54	58	55	53
4	62	56	52	48	54	50	47
5	59	52	47	44	50	46	43
6	55	48	43	40	46	42	39
7	52	45	40	36	43	39	36
8	49	42	37	34	40	36	33
9	46	39	34	31	38	34	31
10	44	37	32	29	36	32	29

ITL TEST #47058

RR01234 (200 Watt)



EFFICIENCY : 71.8%

CANDLEPOWER DISTRIBUTION					
	0.0	45.0	90.0	135.0	180.0
0	3128	3128	3128	3128	3128
5	3109	3064	2982	2867	2864
15	2483	2252	2067	1889	1921
25	1592	1459	1334	1192	1108
35	916	984	918	817	718
45	501	530	517	461	419
55	207	268	216	243	192
65	111	110	112	102	102
75	36	35	41	38	36
85	2	2	3	4	4
90	0	0	0	0	0

COEFFICIENTS OF UTILIZATION							
RF	20						
	80			50			
RC	70	50	30	10	50	30	10
1	81	78	76	74	74	72	71
2	75	71	68	65	68	65	63
3	71	65	61	57	62	59	56
4	66	60	55	51	57	53	50
5	62	55	50	46	53	49	46
6	59	51	46	42	49	45	42
7	55	47	42	39	46	42	39
8	52	44	39	36	43	39	36
9	49	42	37	33	40	36	33
10	47	39	34	31	38	34	31

ITL TEST #47059

Options

- 18 Anopal flat glass. Not enameled. Diffusing.
- 20 Louver, aluminum, egg-crate. 1/2" cube. White.
- 32 Trim extender. Broadens trim flange O.D. by 1" to cover larger ceiling opening.
- 44 Black OptiGroove regressed trim with white flange instead; with C#73 lens or add optional lens.
- 45 Gasket between trim flange and ceiling.
- 46 Gasket between lens and trim.
- 79 Extension collar for up to 2" thick ceiling.
- 94 Custom color flare trim. Consult factory.
- 99 Special modification. Consult factory.
- FR Fresnel lens instead.
- FT Flat white trim instead. Standard with prismatic flat glass, or add Option -18, -20 or -FR.
- TC Teflon safety coating for specified lens. Consult factory.

SUBMITTAL DATA

APPROVAL STAMP

JOB NAME
TYPE
WATTAGE
VOLTAGE
CATALOG NUMBER

THIS FIXTURE IS NO LONGER AVAILABLE FOR AN ALTERNATIVE PLEASE SEE FIXTURE RR00933

NOTE: SOME DESIGN FEATURES OR OPTIONS MAY DIFFER

LIMITED WARRANTY: CATALOGED KIRLIN FIXTURES ARE WARRANTED FREE OF DEFECTS IN WORKMANSHIP OR MATERIAL FOR THREE YEARS FROM DATE OF PURCHASE. INSTALLED TO N.E.C. IN NORMAL USE. Manufacturer at the option will replace or repair each fixture or refund the purchase price on presentation of proof of purchase and defective fixture at the office of manufacturer within three years of original shipment. Liability of manufacturer is limited to the foregoing. Abnormal use, abuse of the fixture, improper installation, or repair, or modification of the fixture without prior written authorization from the manufacturer will render the warranty void.