

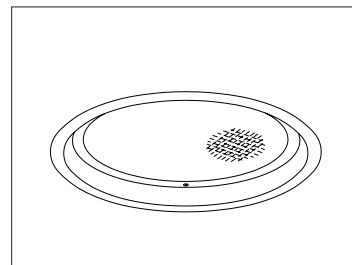
CATALOG #	TYPE
JOB NAME	WATTAGE VOLTAGE

10" 1 Triple 42 WATT MAXIMUM

RR01092

Sealed & Gasketed Type IC "IP65 Rated" Downlight for Isolation Rooms

Hospitals • Urgent Care • Skilled Nursing



Specifications

Lamp

- Designed for one 4-pin triple tube amalgam or quad compact fluorescent lamp: 42/32/26W triple or 26W quad.

Ballast: Multi-Voltage/Wattage

- Installed electronic high power factor, thermally protected. For lower wattages see Option -43. For dimming see Option -39.
- 120-277 multi-volt; 50-60 Hz. THD <10%.
- ClickQuick connectors for fast servicing.
- Cold weather -22°F (-30°C).
- End of lamp life protection circuit. RFI filter.
- Internally fused. Also see Option -FS.

Reflector

- Specular Alzak® aluminum.

Trim / Lens Assembly

- Rustproof 100% aluminum grooveless, smooth, self-flanged white trim.

- C#73 tempered prismatic glass spread lens. See Option -GE for green acrylic filter.

5X Sealed and Gasketed

- (1) Silicone seal between trim and lens seals lens to trim, (2) closed cell gasketing between trim and housing flange seals trim to housing, (3) closed cell gasketing on trim flange seals flange to ceiling (4) closed cell gasketing on bottom pan seals housing to ceiling and (5) neoprene O-rings on stainless steel fasteners seal fasteners to trim.

Aluminum Housing: Shallow 5-5/8" Depth

- Acrylic enameled. Rustproof: Exceeds 1000 hour ASTM 5% salt spray test.
- Lightweight: Minimizes ceiling load.
- Cool operation: Extends component life and reduces air conditioning load.
- Entire luminaire serviced through aperture.
- Built-in plaster frame (housing flange).

Outlet Box

- UL listed, prewired 14 GA (NEC) galvanized steel with removable insulated cover.
- 1/2" and 3/4" knockouts.

Installation

- 27" galvanized hanger bars with adjustable mounting brackets (2) supplied.
- Recesses indoor or outdoor in covered locations. Type IC.
- IP65 Rated - protects against dust, water and weather intrusion. Suitable for low pressure hose down applications.

UL, C-UL (Canada) Listings

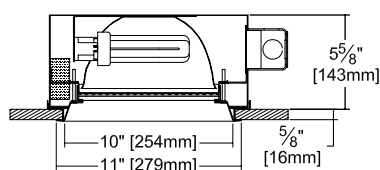
- Wet, damp or dry locations, covered ceilings.
- Through-branch conductors (6 #12).
- Type IC. Approved for direct contact with insulation.

Three Year Limited Warranty

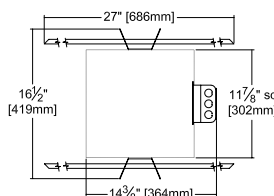
- Complete standard fixture and ballast.

Performance at a Glance

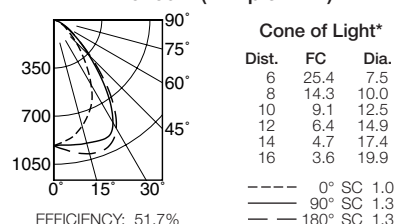
RR01092: Type IC



Ceiling Cut-out
10 1/2" Dia.



RR01092 (1 Triple 42W)



* Dia. (in ft.) shown is where FC value is half the FC at nadir.

Cone of Light Key
Dist. Distance from fixture
FC Footcandles at nadir (0°)
Dia. Circle of light at 50% of FC

THE KIRLIN COMPANY

3401 EAST JEFFERSON AVENUE • DETROIT, MICHIGAN 48207-4232
 (313) 259-6400 • Fax: (313) 259-9409 OR (313) 259-3121 • www.kirlinlighting.com

PATIENT EXAM & HEALTHCARE LIGHTING

MAXIMUM WATTAGE

1 Triple 42

CATALOG NUMBER

RR01092

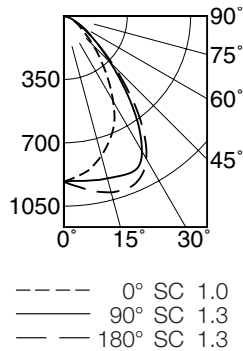
DUE TO OUR CONTINUING EFFORT TO IMPROVE PRODUCTS, TECHNICAL INFORMATION IS SUBJECT TO CHANGE WITHOUT NOTICE.

Alzak® is a registered trademark of ALCOA.

Detailed Photometry - Installed Fixture

Photometry from I.T.L., Boulder, CO

RR01092 (1 Triple 42)



EFFICIENCY : 51.7%

CANDLEPOWER DISTRIBUTION					
	0.0	45.0	90.0	135.0	180.0
0	915	915	915	915	915
5	887	895	914	937	947
15	799	853	928	974	1008
25	656	785	937	970	990
35	425	567	707	760	761
45	229	294	364	389	390
55	114	144	162	176	173
65	58	66	69	69	71
75	21	22	22	22	21
85	0	0	0	0	0
90	0	0	0	0	0

COEFFICIENTS OF UTILIZATION							
RF	20						
RC	80				50		
RW	70	50	30	10	50	30	10
1	58	56	54	53	53	52	51
2	54	51	48	46	48	46	44
3	50	46	43	40	44	41	39
4	47	42	38	35	40	37	35
5	44	38	34	32	37	34	31
6	41	35	31	28	34	31	28
7	38	32	28	26	31	28	25
8	36	30	26	23	29	26	23
9	34	28	24	21	27	24	21
10	32	26	22	20	25	22	20

ITL TEST #59122 *LER=31.0 •AEC=\$7.74

Options

Ballast, Wattage and Voltage

- 39 Installed electronic dimming ballast. Not Type IC listed. Indoor use. 10°C (50°F) minimum start. Specify wattage, voltage and brand.
- 43 Lower wattage. For 4-pin 18W triple or 18-13W quad. Specify wattage.
- 97 Specify other voltage. Consult factory.
- 98 347 volt, 50/60 Hz. input. Consult factory.

Emergency Ballast - Specify Voltage¹

- Internal (factory installed) ballast, test switch and indicator light. Suitable for damp locations from 0° to 50°C (32° to 122°F) or with Cold Weather version (see -CE) -20° to 55°C (-4° to 131°F).
- 73 Internal 1-lamp EM ballast. Specify voltage.
- CE Internal cold weather (-20° to 55°C) 1-lamp EM ballast. Specify voltage.
- HE¹ Internal higher lumen (up to 1250) 1-lamp EM ballast 13-42W only. Specify voltage.

Lenses and Trims

- 94 Custom color/finish. Specify. Consult factory.
- GE Green acrylic filter mounted in lens assembly.
- UV UV filter. Consult factory.

Other

- 99 Special modification. Consult factory.
- FS Additional in-line fuse. Not available with Option -98(347V).
- LE With 4-pin electronic lamp. 3500°K standard. 82 CRI and 12,000 hour life. Specify wattage, style and color temperature.

¹ Visit www.kirlinlighting.com for most current performance/specifications.

SUBMITTAL DATA

JOB NAME

TYPE

WATTAGE

VOLTAGE

CATALOG NUMBER

APPROVAL STAMP