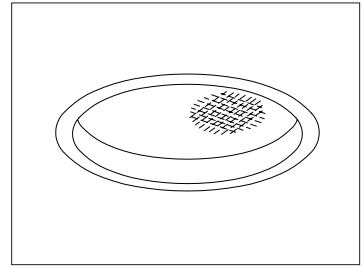


CATALOG #	TYPE	
JOB NAME	WATTAGE	VOLTAGE

9" 2 Triple 42 WATT MAXIMUM

RR00956

Wet Label Shower Light Multi-Wattage/Voltage



Features

Lamps

- Designed for two 4-pin triple tube amalgam or quad compact fluorescent lamps: 42/32/26W triple or 26W quad.

Ballast: Multi-Wattage/Voltage

- Installed electronic high power factor, thermally protected. For lower wattages see Option -43. For dimming see Option -39.
- 120-277 multi-volt; 50-60 Hz. THD <10%.
- ClickQuick connectors for fast servicing.
- Cold weather -22°F (-30°C).
- End of lamp life protection circuit. RFI filter.
- Internally fused. Also see Options -FS, -FD.

Reflector

- Clear specular Alzak® aluminum.

Trim Assembly

- Smooth seamless tapered white aluminum flare. Self-flanged trim.
- Regressed tempered prismatic low brightness, spread distribution C#73 lens.

- Torsion springs retain snug fit to ceiling.
- Optional lenses and flat trim available.

Aluminum Housing

- Acrylic enameled. Rustproof: Exceeds 1000 hour ASTM 5% salt spray test.
- Lightweight: Minimizes ceiling load.
- Cool operation: Extends component life.
- Entire luminaire serviced through trim.
- Built-in plaster frame.

Outlet Box

- UL listed, prewired 14 GA (NEC) galvanized steel with removable insulated cover.
- 1/2" and 3/4" knockouts.

Installation

- 27" galvanized hanger bars with adjustable mounting brackets (2) supplied.
- Recesses in any ceiling type.

UL, C-UL (Canada) Listings

- Wet, damp or dry locations, covered ceilings.
- Through-branch circuit conductors (up to 6 #12). Supply wire rating: 90°C.

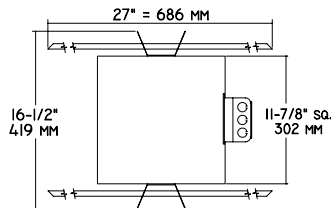
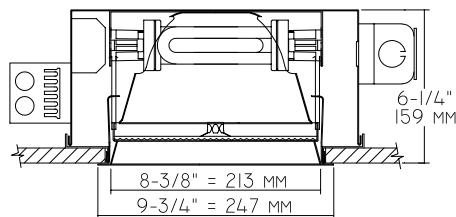
Three Year Limited Warranty

- Complete standard fixture and ballast.

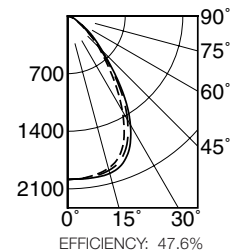
Recessed Round
Regressed
Lens
Shower

Performance at a Glance

RR00956



Ceiling Cut-out
9"



Cone of Light*

Dist.	FC	Dia.
6	55.2	6.4
8	31.0	8.5
10	19.9	10.6
12	13.8	12.8
14	10.1	14.9
16	7.8	17.0

---	0° SC	1.1
---	45° SC	1.2
---	90° SC	1.2

Cone of Light Key

- Ft. Distance from fixture
- FC Footcandles at nadir (0°)
- Dia. Circle of light at 50% of FC

* Dia. (in ft.) shown is where FC value is half the FC at nadir.

THE KIRLIN COMPANY

3401 EAST JEFFERSON AVENUE • DETROIT, MICHIGAN 48207-4232
(313) 259-6400 • Fax: (313) 259-9409 OR (313) 259-3121 • www.kirlinlighting.com

HEALTHCARE FACILITY
& PATIENT LIGHTING

MAXIMUM WATTAGE

2 Triple 42

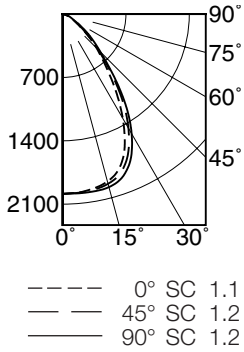
CATALOG NUMBER

RR00956

Detailed Photometry - Installed Fixture

Photometry from I.T.L., Boulder, CO

RR00956 (2 Triple 42)

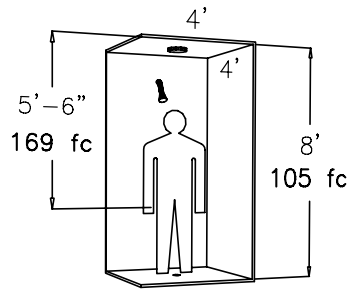


EFFICIENCY : 47.6%

CANDLEPOWER DISTRIBUTION					
	0.0	22.5	45.0	67.5	90.0
0	1986	1986	1986	1986	1986
5	1980	1979	1982	1987	1988
15	1914	1920	1941	1968	1979
25	1623	1647	1709	1757	1777
35	1016	1057	1145	1195	1207
45	532	537	552	583	591
55	222	247	248	285	280
65	111	111	125	114	113
75	38	39	42	47	47
85	2	1	1	2	1
90	0	0	0	0	0

COEFFICIENTS OF UTILIZATION							
RF	20						
RC	80			50			
RW	70	50	30	10	50	30	10
1	53	52	50	49	49	48	47
2	50	47	45	43	45	43	41
3	47	43	40	38	41	38	37
4	44	39	36	33	37	35	33
5	41	36	32	30	34	32	30
6	38	33	30	27	32	29	27
7	36	31	27	25	30	27	24
8	34	28	25	23	27	25	22
9	32	26	23	21	26	23	21
10	30	25	21	19	24	21	19

ITL TEST #44510



Average footcandles for 4'x4' shower stall, luminaire mounted 5'6" or 8' from site, 80% reflectivity.

Options

Ballast, Wattage and Voltage

- 39 Installed electronic dimming ballast. Not Type IC listed. Indoor use. 10°C (50°F) minimum start. Specify wattage, voltage and brand.
- 43 Lower wattage: for 4-pin 18W triple or 18-13W quad. Specify wattage.
- 84 Fixture wired for two circuits. Also see -FD.
- 97 Specify other voltage. Consult factory.
- 98 347 volt, 50/60 Hz. input. Consult factory.

Emergency Ballast - Specify Voltage¹

- Internal (factory installed) ballast, test switch and indicator light. Suitable for damp locations from 0° to 50°C (32° to 122°F) or with Cold Weather version (see -CE) -20° to 55°C (-4° to 131°F).
- 73 Internal EM ballast. Specify voltage.

- CE Internal cold weather (-20° to 55°C) EM ballast. Specify voltage.
- HE¹ Internal higher lumen (up to 1250) EM ballast. Specify voltage.

Lenses and Trims

- 12 Clear 1/4" flat polycarbonate beneath prismatic acrylic overlay.
- 13 Clear 1/8" flat polycarbonate beneath prismatic flat C#73 lens.
- 17 3/16" prismatic high strength acrylic instead.
- 18 Anopal flat glass. Not enameled. Diffusing.
- 21 White translucent flat poly instead.
- 32 Trim extender. Broadens trim flange O.D. by 1".
- 44 Black OptiGroove regressed trim assembly instead; white self-flanged. With C#73 lens or add optional lens. Also see Option -94.
- 45 Gasket between trim and ceiling.
- 46 Gasket between lens and trim.

- 76 Drop white polycarbonate diffuser instead.
- 79 Extension collar for up to 2" thick ceilings.
- 94 Custom color trim assembly. Consult factory.
- FR Fresnel lens instead. Concentrates light.
- FT Flat white trim instead. Standard with prismatic flat C#73 glass or add -13, -17, -18, -21 or -FR.
- TC Teflon safety coating for specified lens.

Other

- 99 Special modification. Consult factory.
- FD Two additional in-line fuses. One per ballast. Use with Option -84. Not available with Option -98(347V).
- FS Additional in-line fuse. Not available with Option -98(347V).
- LE With 4-pin electronic lamps. 3500° standard. 82 CRI and 12,000 hour life. Specify wattage, style and color temperature.

¹ Visit www.kirlinlighting.com for most current performance/specifications.

SUBMITTAL DATA

APPROVAL STAMP

JOB NAME _____

TYPE _____

WATTAGE _____ VOLTAGE _____

CATALOG NUMBER _____

LIMITED WARRANTY: CATALOGED KIRLIN FIXTURES ARE WARRANTED FREE OF DEFECTS IN WORKMANSHIP OR MATERIAL FOR THREE YEARS FROM DATE OF PURCHASE. INSTALLATION TO N.E.C. IN NORMAL USE. Manufacturer at the option will replace or repair each fixture or refund the purchase price on presentation of proof of purchase and defective fixture at the office of manufacturer within three years of original shipment. Liability of manufacturer is limited to the foregoing, and manufacturer shall not be liable for any other damages, direct or indirect, sustained or suffered by purchaser or any person. This warranty is supplied to the buyer in place of all other warranties, expressed or implied. Seller does not warrant as to merchantability or fitness for a particular use, nor will any oral statement constitute a warranty or amend this specific warranty. Abnormal use, abuse of the fixture, improper installation, or repair or modification of the fixture without prior written authorization from the manufacturer will render the warranty void.