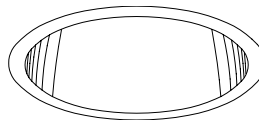


### MRI Non-Ferrous PAR 100 CRI Lighting with Attractive Alzak® Low Brightness Trim



250W PAR 38 7" RR00724

#### Features

##### Lamp/Socket

- Designed for tungsten halogen lamp: 250 watt (max.) PAR 38 (by others). Rated 4200 hour life.
- 100 CRI.
- Dimmable (controls by others).
- For operation on D.C. circuits.
- Glazed porcelain medium base vertical socket. Nickel plated brass screw shell. Silicone leads.

##### Reflector

- Self-flanged parabolic SofTex™ softly etched

Alzak aluminum reflector. Resists smudges, fingerprints, and dust.

- Optional self-flanged colors and finishes available. See Options.

##### Housing

- Acrylic enameled 100% aluminum.
- Rustproof: Exceeds 1000-hour ASTM 5% salt spray test.
- Cool: Dissipates heat across entire surface area.
- Entire luminaire visible and serviceable from below through removable reflector.
- Built-in plaster frame. Also see Option -79.

##### Outlet Box

- Prewired, 100% aluminum. UL listed.
- Accessible, 1/2" and 3/4" knockouts.

##### Installation

- Lightweight. Recesses in any ceiling type.
- 27" aluminum hanger bars supplied (2).
- Fully adjustable universal non-magnetic mounting brackets supplied (2).

##### UL, C-UL (Canada) Listings

- Wet, damp or dry locations, covered ceilings.
- Through-branch circuit conductors (up to 6 #12). Supply wire rating: 90°C.

##### Three Year Limited Warranty

- Complete standard fixture.

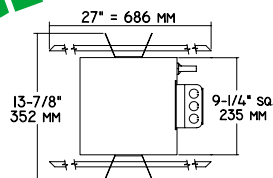
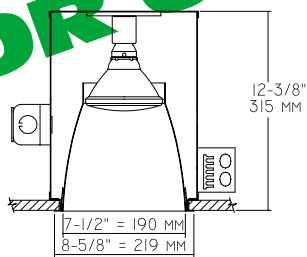
##### Thermal Protection (Per Current NEC)

- Thermal protector included which provides automatic cut-off if rated temperature is exceeded. (Insulation related)

NOT RESTRICTED TO END-OF-RUN USE

#### Dimensions and Performance at a Glance

RR00724

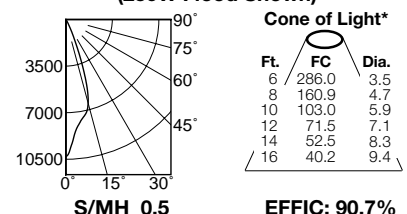


##### Cone of Light Key

- Ft.** Distance from fixture
- FC** Footcandles (average)
- Dia.** Circle of light at 50% of FC

\* Dia. (in ft.) shown is where FC value is half the FC at nadir.

(250W Flood Shown)



#### Options

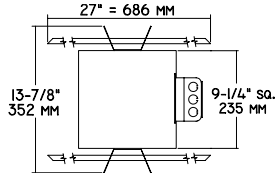
- 30 All white self-flanged reflector.
- 31 White flange (only) on self-flanged reflector.
- 32 Trim extender. Broadens trim flange O.D. by 1" to cover larger ceiling opening.
- 45 Gasket above reflector flange. (Minimizes dust streaks on ceiling.)
- 62 Clear specular Alzak self-flanged reflector.
- 79 Extension collar for up to 2" thick ceiling.
- 94 SofTex or specular custom color / finish self-flanged reflector. Consult factory.
- 99 Special modification. Consult factory.
- LP With PAR lamp. Specify wattage, style and beam spread.

# KIRLIN

#### THE KIRLIN COMPANY

3401 EAST JEFFERSON AVENUE • DETROIT, MICHIGAN 48207-4232  
(313) 259-6400 • Fax: (313) 259-9409 or (313) 259-3121 • www.kirlinlighting.com

RR00724



Plan View

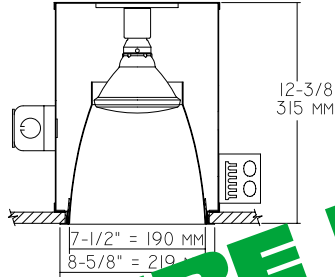
**Cone of Light Key**

- Ft.** Distance from fixture
  - FC** Footcandles (average)
  - Dia.** Circle of light at 50% of FC
- \* Dia. (in ft.) shown is where FC value is half the FC at nadir.

**C.U. (Coefficients of Utilization)**  
Tables are available on request.  
Please contact your Kirlin representative.

LIMITED WARRANTY: CATALOGED KIRLIN FIXTURES ARE WARRANTED FREE OF DEFECTS IN WORKMANSHIP OR MATERIAL FOR THREE YEARS FROM DATE OF PURCHASE. INSTALLLED TO N.E.C., IN NORMAL USE. Manufacturer at his option will replace or repair such fixture or refund the purchase price or presentation of proof of purchase and defective fixture at the offices of manufacturer within three years of original shipment. Liability of manufacturer is limited to the foregoing, and manufacturer shall not be liable for any other damages, direct or indirect, sustained or suffered by purchaser or any third party. This warranty is void where prohibited by law. No other warranties, expressed or implied, shall apply to this product. Service does not warrant as to merchantability or fitness for a particular use, nor will any oral statement constitute a warranty or amend this specific warranty. Abnormal use, abuse of the fixture, improper installation, or repair, or modification of the fixture voids this warranty. The manufacturer will not be held liable for the warranty void.

RR00724 250W



Cone of Light\*\*

Beam Spread	FC	Dia.
5°	103.0	5.0
15°	71.5	7.0
30°	35.8	14.0
45°	23.9	21.0
60°	15.9	28.0
75°	10.3	35.0

E.F.C: 90.7%  
ITL TEST #47281

CANDLEPOWER DISTRIBUTION					
	0.0	22.5	45.0	67.5	90.0
0	10296	10296	10296	10296	10296
5	8437	8437	8437	8437	8437
15	6504	6504	6504	6504	6504
25	1225	1225	1225	1225	1225
35	178	178	178	178	178
45	39	39	39	39	39
55	0	0	0	0	0
65	0	0	0	0	0
75	0	0	0	0	0
85	0	0	0	0	0
90	0	0	0	0	0

THIS FIXTURE HAS BEEN REPLACED BY RR00723  
SOME DESIGN FEATURES OR OPTIONS MAY HAVE CHANGED

SUBMITTAL DATA

APPROVAL STAMP

JOB NAME

TYPE

WATTAGE

VOLTAGE

CATALOG NUMBER