

## Versatile 4" Aperture Incandescent Illumination for MRI Non-Ferrous Use

### Features

#### Non-Magnetic Lamp/Socket

- Designed for:  
100 watt (max.) frosted A19 (by others).  
Vertical.
- Dimmable (controls by others).
- For operation on D.C. circuits.
- Glazed porcelain medium base socket. Nickel plated brass screw shell. Silicone leads.

#### Reflector

- Self-flanged SofTex™ softly etched Alzak® aluminum reflector. Resists smudges, fingerprints, and dust.
- Optional self-flanged colors and finishes available. See Options.

#### Housing

- Acrylic enameled 100% aluminum.
- Rustproof: Exceeds 1000 hour ASTM 5% salt spray test.
- Cool: Dissipates heat across entire surface area.

- Entire luminaire visible and serviceable from below through removable reflector.
- Built-in plaster frame. Also see Option -79.

#### Outlet Box

- Prewired. 100% aluminum. UL listed.
- Accessible. 1/2" and 3/4" knockouts.

#### Installation

- Lightweight. Recesses in any ceiling type.
- 27" aluminum hanger bars supplied (2).
- Fully adjustable universal non-magnetic mounting brackets supplied (2).

#### UL C-UL (Canada) Listings

- Wet, damp or dry locations, covered ceilings.
- Through-branch circuit conductors (up to 6 #12). Supply wire rating: 90°C.

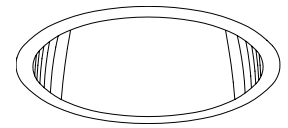
#### Three Year Limited Warranty

- Complete standard fixture.

#### Thermal Protection (Per Current NEC)

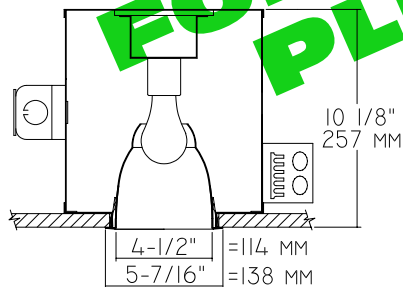
- Thermal protector included which provides automatic cut-off if rated temperature is exceeded. (Insulation related)

Recessed Round  
Open  
MRI

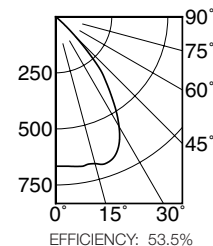
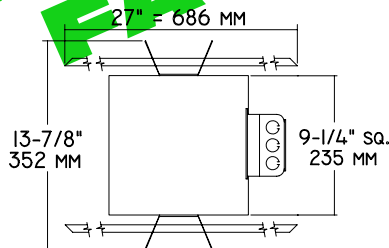


### Performance at a Glance

RR00425



Ceiling Cut-out  
5"



Cone of Light*		
Dist.	FC	Dia.
6	18.5	7.3
8	10.4	9.7
10	6.7	12.2
12	4.6	14.6
14	3.4	17.0
16	2.6	19.5

SC 1.1

\* Dia. (in ft.) shown is where FC value is half the FC at nadir.

**Cone of Light Key**  
**Ft.** Distance from fixture  
**FC** Footcandles at nadir (0°)  
**Dia.** Circle of light at 50% of FC

## THE KIRLIN COMPANY

3401 EAST JEFFERSON AVENUE • DETROIT, MICHIGAN 48207-4232  
 (313) 259-6400 • Fax: (313) 259-9409 OR (313) 259-3121 • www.kirlinlighting.com

HEALTHCARE FACILITY  
& PATIENT LIGHTING

MAXIMUM WATTAGE

1 A19 100

CATALOG NUMBER

RR00425

DUE TO OUR CONTINUING EFFORT TO IMPROVE PRODUCTS, TECHNICAL INFORMATION IS SUBJECT TO CHANGE WITHOUT NOTICE.

Alzak® is a registered trademark of ALCOA.

RR00425

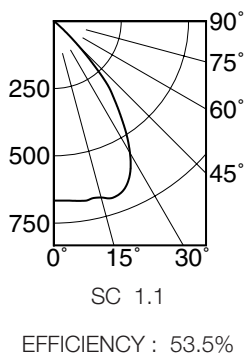
4" 1 A19 100 WATT MAXIMUM

**KIRLIN**  
 Since 1895

## Detailed Photometry - Installed Fixture

Photometry from I.T.L., Boulder, CO

## RR00425 (100 Watt)



CANDLEPOWER DISTRIBUTION					
	0.0	22.5	485.0	67.5	90.0
0	666	666	666	666	666
5	669	669	669	669	669
15	678	678	678	678	678
25	654	654	654	654	654
35	436	436	436	436	436
45	128	128	128	128	128
55	2	2	2	2	2
65	1	1	1	1	1
75	0	0	0	0	0
85	0	0	0	0	0
90	0	0	0	0	0

COEFFICIENTS OF UTILIZATION							
RF	20						
RC	80				50		
RW	70	50	30	10	30	10	
1	61	59	56	56	55	59	
2	57	55	52	50	52	54	
3	54	50	48	45	48	49	
4	51	47	44	41	45	44	
5	48	43	40	37	42	40	
6	45	40	37	34	39	37	
7	43	37	34	32	36	34	
8	40	35	31	29	34	31	
9	38	33	29	27	32	29	
10	36	31	27	25	30	27	

ITL TEST #47085

## Options

- 31 White flange (only) on self-flanged reflector.
- 32 Trim extender. Broadens trim flange O.D. by 1" to cover larger ceiling opening.

- 45 Gasket above reflector flange. (Minimizes dust streaks on ceiling.)
- 62 Clear specular Alzak® self-flanged reflector.
- 79 Extension collar for up to 2" thick ceiling.

- 94 Softex or specular custom color / finish self-flanged reflector. Consult factory.
- 99 Special modification. Consult factory.

## SUBMITTAL DATA

JOB NAME

TYPE

WATTAGE

CATALOG NUMBER

VOLTAGE

## APPROVAL STAMP