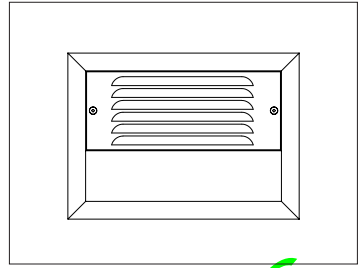


CATALOG #	TYPE	
JOB NAME	WATTAGE	VOLTAGE

7" x 10" LED

RN00869

## LED Louvered Type IC NightLight Optional Lens and LED Filter Colors



### Specifications

#### LED

- White module (color filters optional).
- 5.5 system watts - energy efficient, uniform luminance, cool.
- 35 lumens typical.

#### LED Power Supply / Driver

- Max 13 volt DC and 4 watt fixed output. Electronically stabilized.
- Minimum operating temperature -4°F (-20°C).
- 120-277 volt standard. Load insensitive.

#### Lens

- Diffuse acrylic lens behind louver.

#### Trim Assembly

- Attractively beveled and gasketed cast aluminum frame pulls tight to wall.
- Die-formed and louvered aluminum door bolts tightly to frame with two flush mounted screws.

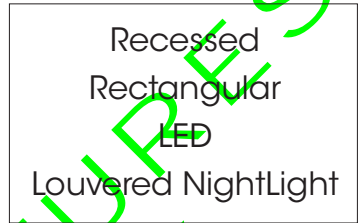
- Gasketing between door and frame.
- White finish standard. Optional colors.
- Optional lens (-17) instead of louver available with all colors.
- Tamper resistant available. See Option -26.
- Optional hospital grade duplex receptacle, GFCI and push button on-off switch available. Rated 120V only. Must add Option -120.

#### Housing: Shallow 3"

- Cool. Acrylic enameled aluminum. Rustproof: Exceeds 1000 hour ASTM 5% salt spray test.
- Dissipates heat across entire surface area.
- Serviceable through removable door assembly.

#### Installation

- Recesses in wall indoor or outdoor, covered locations.
- Mounting holes provided on top, bottom and ends.



#### UL, C-UL (Canada) Listings

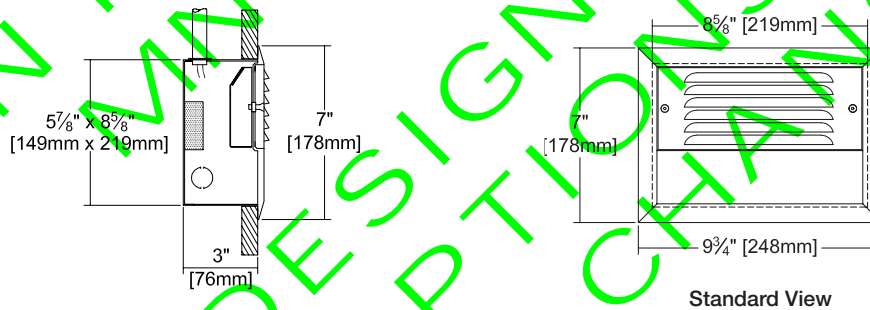
- Damp or dry locations.
- See Option -WL for wet locations.
- Type IC. Approved for direct contact with insulation.



**FIVE YEAR  
Limited Warranty**

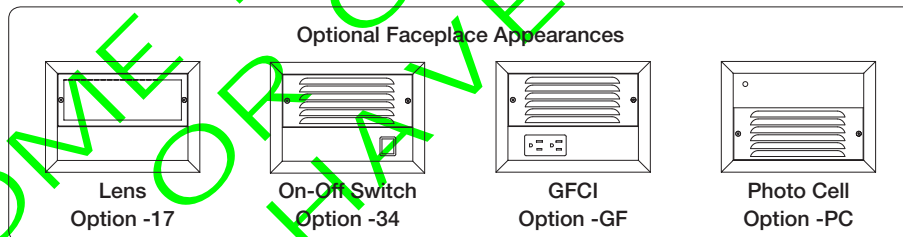
• Complete standard fixture.

### Dimensions



Standard View

#### Optional Faceplate Appearances



## THE KIRLIN COMPANY

3401 EAST JEFFERSON AVENUE • DETROIT, MICHIGAN 48207-4232  
(313) 259-6400 • Fax: (313) 259-9409 OR (313) 259-3121 • www.kirlinlighting.com

PATIENT EXAM &  
HEALTHCARE LIGHTING

MAXIMUM WATTAGE

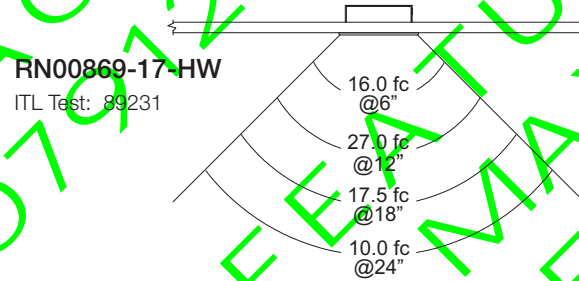
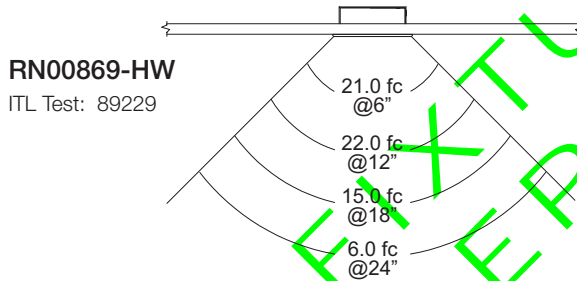
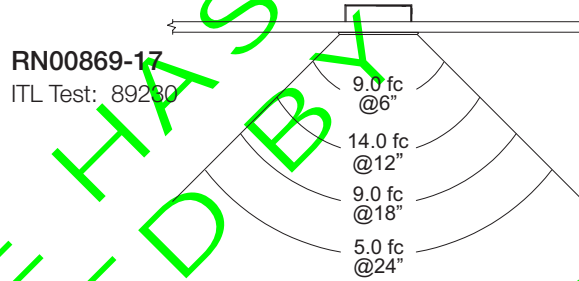
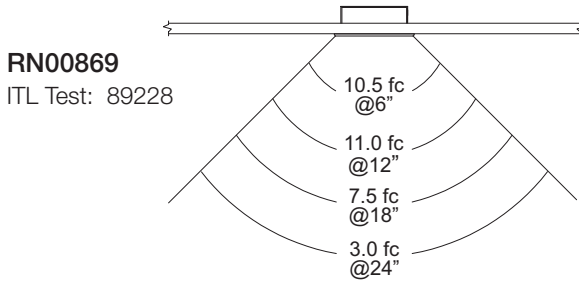
LED

CATALOG NUMBER

RN00869

**Performance**

Footcandle Performance On the Floor - Top View  
Photometry from I.T.L., Boulder, CO



**Options**

**Wattage / Voltage / Battery Pack**

- 97 Other voltage input. Consult factory.
- 120 120V (50-60Hz) input. Required for Options -34, -GF or -HD.
- EI Remote emergency inverter for 100% of rated lumens. Run time: 90+ minutes. 120 or 277V, 60 Hz input only. Specify voltage.
- HW Higher light output. Approximately doubles light output and system watts.

**LED Filter Colors**

- BL Blue filter.
- GE Green filter.
- OR Orange filter.
- RA Red/Amber filter.
- YE Yellow filter.
- CF Custom color filter (Rosco). Specify.

**Lens and Trim**

- 17 .220" polycarbonate and white acrylic behind diffusion layer, with door instead of louvers. Not available with Option -PC.
- 26 Faceplate secured to housing with two center pin tamperproof screws. Tamperproof tool included.
- 34 With hospital grade push button on-off switch. Indoor use. Rated 120V only. Must add Option -120. Not available with Option -PC or -WL.
- GF With hospital grade duplex GFCI installed. Indoor use. Rated 120V only. Must add Option -120. Not available with Option -PC or -WL.
- HD With hospital grade duplex receptacle installed. Indoor use. Rated 120V only. Must add Option -120. Not available with Option -PC or -WL.

**Faceplate Finishes**

- 35 Silver (natural aluminum) acrylic enamel.
- 37 Dark Bronze acrylic enamel.
- 38 Black acrylic enamel.
- 91 Custom color/finish. Specify. Consult factory.
- BG Anti-microbial Kirlin BioGard™ white (only) faceplate finish.

**Other**

- 99 Special modification. Consult factory.
- PC Photocell. NightLight will illuminate when room is dark. Not available with Option -17 lens or switch and receptacle options.
- WL UL Wet Location listed. Not available with switch or receptacle options.

SUBMITTAL DATA

APPROVAL STAMP

JOB NAME

TYPE

WATTAGE

VOLTAGE

CATALOG NUMBER

LIMITED WARRANTY: CATALOGED KIRLIN FIXTURES ARE MANUFACTURED FREE OF DEFECTS IN WORKMANSHIP OR MATERIAL FOR THREE YEARS FROM DATE OF PURCHASE. INSTALLER TO N.E.C. IN NORMAL USE. Manufacturer at this option will replace or repair each fixture or refund the purchase price on presentation of proof of purchase and defective fixture at the office of any distributor within three years of the original shipment. Liability of manufacturer is limited to the foregoing, and manufacturer shall not be liable for any other damages, direct or indirect, sustained or suffered by purchaser or any person. This warranty is supplied in the box in place of all other warranties, expressed or implied. Seller does not warrant as to merchantability or fitness for a particular use, nor will any oral statement constitute a warranty or amend the specific warranty. Abnormal use, abuse of the fixture, improper installation, or repair, or modification of the fixture without prior written authorization from the manufacturer will render the warranty void.