

CATALOG #	TYPE	
JOB NAME	WATTAGE	VOLTAGE

15" QL 165 WATT MAXIMUM

QPR-15084

Pendant Mount QL Induction Excellent for High Ceilings

Features

Lamp Vessel (Included)

- One vertical QL lamp vessel: 165W maximum.
- See Option -43 for lower wattages.
- High efficiency with low operating costs.
- Electrode-less induction lamp vessel with power coupler. Extra long 100,000 hour system life.
- Flicker-free instant-on, high light output, excellent color rendering (>80 CRI). Constant color.
- Extruded heat sink surrounds lamp base.
- Indoor or outdoor use. -30°F rated.
- 3000°K standard. Add Option -LT for 4000°K.
- Resistant to voltage fluctuation and vibration.

Generator

- Electronic high frequency generator.
- 120 volt standard. For 277 volt, see Option -58.
- For other input voltages, see Option -97.

Reflector

- Low iridescence (L.I.) Alzak® aluminum, one piece, self-flanged.

Aluminum Housing

- Seamless white acrylic enameled. Rustproof. Exceeds 1000 hour ASTM 5% salt spray test.
- Interlocking flare trim.
- No visible cylinder hardware.
- Lightweight. Minimizes ceiling load.
- Cool operation. Extends component life.

Installation


- Pendant mount: 3/8" T.S. x 18".
- For custom length or swivel canopy mount for sloped ceilings, see Options -87, -88.
- Indoor or outdoor for covered ceiling use. Also see Option -89.
- Bracket mount available. See Options -WB, -89.

UL, C-UL (Canada) Listings

- Wet, damp or dry locations, covered ceilings. (See Option -89)

Three Year Limited Warranty

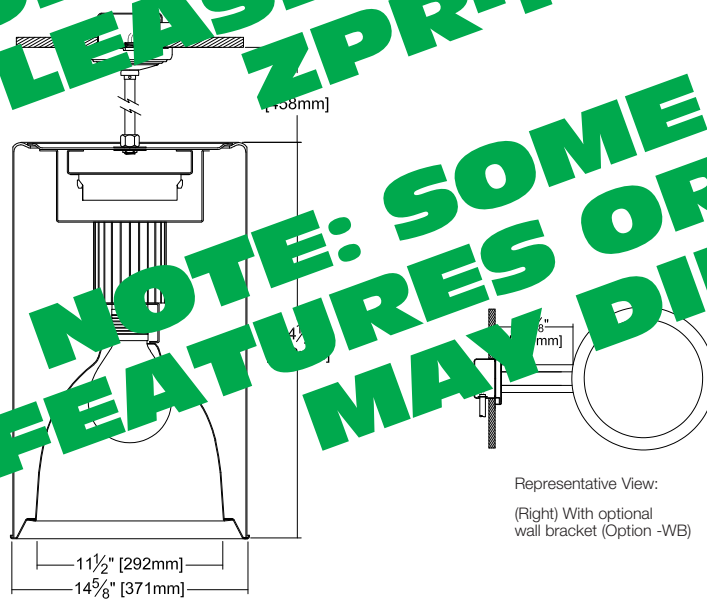
- Complete standard fixture.



Pendant Round
Open Flare Trim
QL Induction

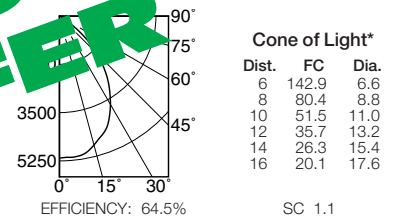
Performance at a Glance

QPR-15084



Representative View:
(Right) With optional wall bracket (Option -WB)

QPR-15084 (QL 165W)



Cone of Light Key

- Ft. Distance from fixture
- FC Footcandles (average)
- Dia. Circle of light at 50% of FC
- * Dia. (in ft.) shown is where FC value is half the FC at nadir.

THE KIRLIN COMPANY

3401 EAST JEFFERSON AVENUE • DETROIT, MICHIGAN 48207-4232
(313) 259-6400 • Fax: (313) 259-9409 OR (313) 259-3121 • www.kirlinlighting.com

RENAISSANCE SERIES
COMPACT FLUORESCENT LIGHTING

MAXIMUM WATTAGE

1 QL 165

CATALOG NUMBER

QPR-15084

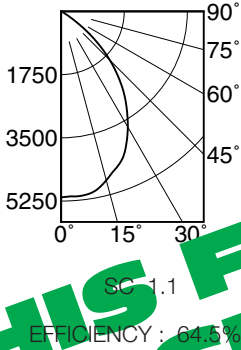
DUE TO OUR CONTINUING EFFORT TO IMPROVE PRODUCTS, TECHNICAL INFORMATION IS SUBJECT TO CHANGE WITHOUT NOTICE.

Alzak® is a registered trademark of ALCOA.

Detailed Photometry - Installed Fixture

Photometry from I.T.L., Boulder, CO

QPR-15084 (1 QL 165)



CANDLEPOWER DISTRIBUTION					
	0.0	22.5	45.0	67.5	90.0
0	5146	5146	5146	5146	5146
5	5138	5138	5138	5138	5138
15	4839	4839	4839	4839	4839
25	4214	4214	4214	4214	4214
35	3145	3145	3145	3145	3145
45	1914	1914	1914	1914	1914
55	533	533	533	533	533
65	13	13	13	13	13
75	4	4	4	4	4
85	0	0	0	0	0
90	0	0	0	0	0

COEFFICIENTS OF UTILIZATION						
	20		50		10	
RF	80	80	50	30	10	
RC	80	80	50	30	10	
RW	80	80	50	30	10	
0	73	71	69	67	65	64
5	68	65	61	59	57	57
15	64	59	55	52	50	51
25	60	54	50	47	46	46
35	56	50	45	42	41	41
45	52	46	41	38	40	37
55	49	42	38	34	37	34
65	46	39	35	31	34	31
75	44	36	32	28	31	29
85	41	34	29	27	28	26
90	41	34	29	27	28	26

ITL TEST #54799 *LEP=47.4 *AEC=\$5.07

THIS FIXTURE IS NO LONGER AVAILABLE FOR AN ALTERNATIVE PLEASE SEE FIXTURE ZPR-14084

* LE = Luminaire Efficiency (lumens x Ballast Factor) / Wattage
 LEP = Luminaire Efficiency per 1000 lumens x Ballast Factor
 AEC = Annual Energy Cost per 1000 lumens based on 3000 hours use @ \$0.08 KWH.

Options

Generator, Wattage and Voltage

- 43 Lower wattage: QL 85 or 55W. Specify wattage and voltage.
- 58 277 volt 60 Hz. generator.
- 97 Other input voltage. Consult factory.

Trims

- 31 White acrylic enameled reflector flange.
- 94 Custom color/finish. Specify. Consult factory.

Luminaire (Housing) Finishes

- 35 Natural aluminum acrylic enamel.
- 36 Gold acrylic enamel.

- 37 Dark Bronze acrylic enamel.
- 38 Black acrylic enamel.
- 94 Custom color/finish. Specify. Consult factory.

Mounting

- 54 Safety cable through pendant stem. 12" longer than specified stem length. Anchored to fixture.
- 87 Custom pendant or wall bracket (with Option -WB) length. Specify length.
- 88 Swivel canopy for sloped ceilings up to 40°. Consult factory for higher angles. With -PM.
- 89 Sealed top WeatherCap. Required for wet label. Use with standard mount or with Option -WB.

- WB Wall bracket mount. Must add Option -89 for wet label listing.

Other

- 99 Special modification. Consult factory.
- LT With 4000°K lamp vessel instead of standard 3000°K lamp.

SUBMITTAL DATA

APPROVAL STAMP

JOB NAME _____
 TYPE _____
 WATTAGE _____ VOLTAGE _____
 CATALOG NUMBER _____

LIMITED WARRANTY: CATALOGED KIRLIN FIXTURES ARE WARRANTIED FREE OF DEFECTS IN WORKMANSHIP OR MATERIAL FOR THREE YEARS FROM DATE OF PURCHASE. INSTALLED TO N.E.C. IN NORMAL USE. Manufacturer at his option will replace or repair such fixture or refund the purchase price on presentation of proof of purchase and defective fixture at the offices of manufacturer within three years of original shipment. Liability of manufacturer is limited to the foregoing and manufacturer shall not be liable for any other damages, direct or indirect, sustained or suffered by purchaser or any person. This warranty is supplied to the buyer in place of all other warranties, expressed or implied. Seller does not warrant as to merchantability or fitness for a particular use, nor will any oral statement constitute a warranty or amend this specific warranty. Abnormal use, abuse of the fixture, improper installation, repair, or modification of the fixture without prior written authorization from the manufacturer or I.T.L. render the warranty void.