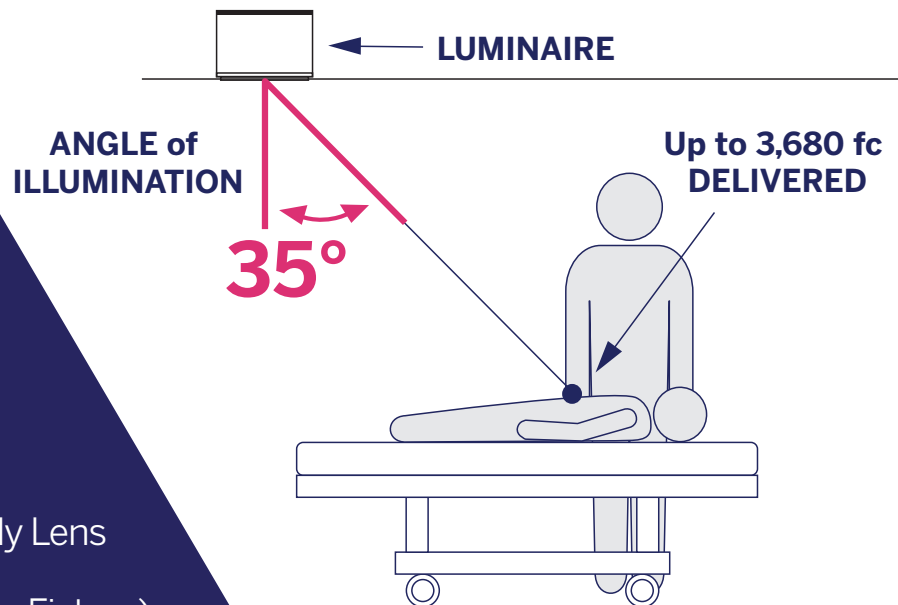




Vandal/Ligature Resistant Recessed Aimable LED Exam Light for Behavioral Health

- 35° Tilt, 360° Rotation
- Fully Recessed System
- Ultimate Infection Control
- Cool LED Beams, 95+ CRI
- Wall and Remote Controlled
- Adjustable Direction & Intensity
- IK10 Impact Resistant Trim with Poly Lens
- 3680 fc (39,620 lux) on Task (Single Fixture)



INFRALED® IS A REGISTERED TRADEMARK OF KIRLIN LIGHTING © 2022 KIRLIN LIGHTING.

INFRALED® PRO
Configurable remote-aimable lighting system for healthcare applications



PRO 60
High-angle exam light with 60° beam for Childbirth & Surgery



PRO 45
19" exam light with 45° beam for OR, Hybrid OR, & Cath Lab



PRO 35/PRO 35V
12" exam light with 35° beam for ICU, Patient Room, ED, & Behavioral








PRO 25
9" exam light with 25° beam for NICU, ICU, & Patient Room

Vandal/Ligature Resistant Recessed Aimable LED Exam Light for Behavioral Health

Luminaire Specifications (see page 4 for Controls Specifications)





Luminaires are sold individually, and include the following standard features:

-  OPTeCOLOR™ LEDs: 95+ CRI, high R9 (72), R13 (96), R15 (96), cool beam, 60,000 hour life (L70). Cyanosis Observation Index of 2.7 meets AS/NZS 1680.2.5
-  BioGard™ anti-microbial white finish, regressed flare trim with clear flat poly lens
-  IK10 impact resistant design with 0.22" polycarbonate lens and tamper-proof hardware
-  Perforation-free, rust and corrosion proof aluminum housing (exceeds 1000hr ASTM salt spray test)
-  Optional IP65-rated sealed and gasketed trim: stops migration of contaminants
- Up to 35° tilt (from nadir)
- Up to 3,680 fc (39,620 lux) on task
- 0-10V CCR 100-1% dimming
- Input voltage: 110 - 277V
- Serviceable through aperture; convenient plug-in components for easy installation and service
- Lightweight 19 lbs; complies with OSHPD seismic requirements with addition of safety wires (by others)
- System wattage 54.1W (per luminaire)
- 5 year warranty

Options and Ordering Format

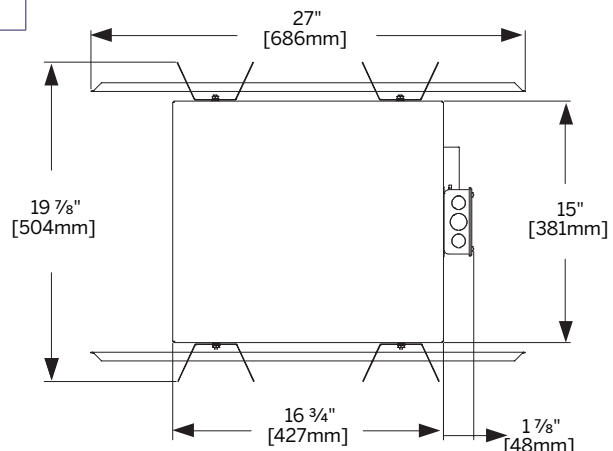
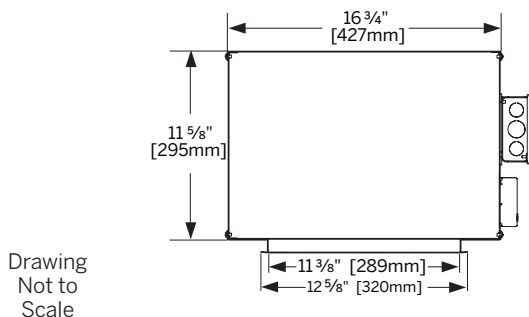
Must Specify		Optional		
Model	CCT	Trim	Installation	Other Options
PRV-12035				
	-35K: 3500K, 95+ CRI -41K: 4100K, 95+ CRI -50K: 5000K, 95+ CRI	(Blank): White BioGard™ finish, 0.22" poly lens, tamper-proof hardware -94: Custom color self-flanged trim; consult factory -I65: IP65 rated trim and lens	(Blank): Suitable for installation in ceiling tile or sheetrock/drywall ceiling -85: Ceiling panel: lays into 2' x 2' grid	(Blank): None -87: Custom length (> 35') wall control cable; consult factory -99: Special modification; consult factory -FS: Single in line fuse -SH: Sealed housing and junction box

Full System Ordering Example

Part	Description	Quantity
PRV-12035-41K 	INFRALED® PRO 35V Fixtures	2
PRO-WALLC 	INFRALED® PRO Wall Control Panel	1
PRO-REMOT 	INFRALED® PRO Remote Control	1
PRV-SENSR 	Optional Vandal IR Remote Sensor	1

PRV-12 035-41K-XX-XX-XX-XX			
Series	Aperture Size	Maximum Tilt (Degrees)	Other Options
			Installation Options
			Trim Options
Color Temperature			

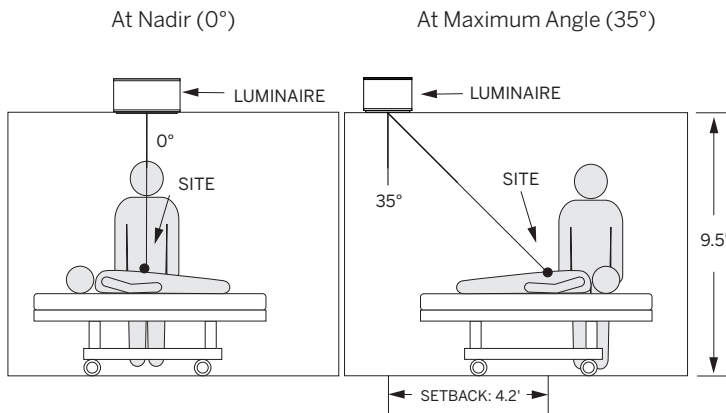
Dimensions



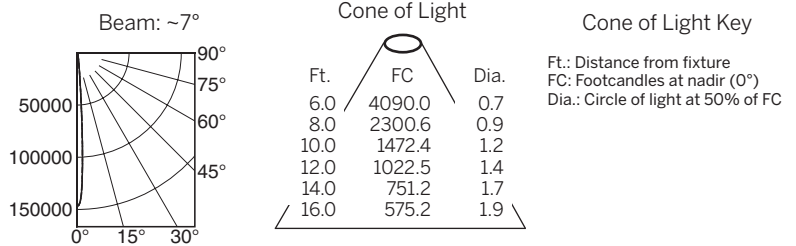
Vandal/Ligature Resistant Recessed Aimable LED Exam Light for Behavioral Health

Single Luminaire Performance

All configuration and performance data assumes ceiling height of 9.5' and task elevation of 3.5'.

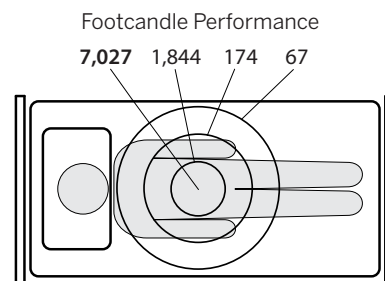
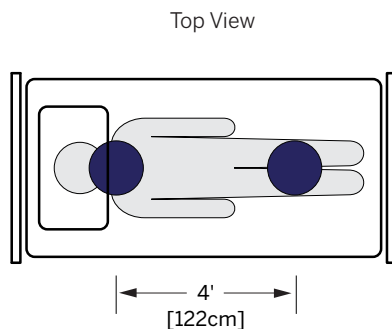


	Angle	Distance to Task	FC on Task	Lux on Task
Performance at Nadir	0°	6'	3,680	39,620
Performance at Max Angle	35°	7.3'	2,035	21,923

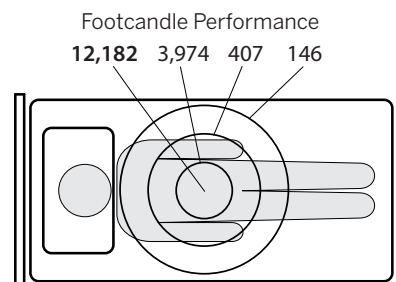
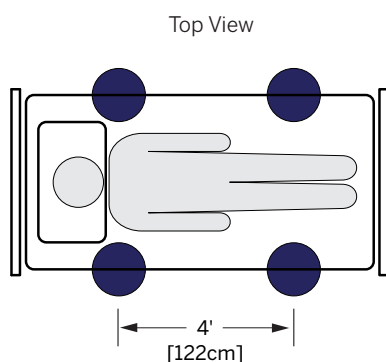


Photometric testing by I.T.L. (Boulder, CO); Test No. 93350

Two Light Performance - 7,000+ fc Delivered



Four Light Performance - 12,000+ fc Delivered



Vandal/Ligature Resistant Recessed Aimable LED Exam Light for Behavioral Health

INFRALED® PRO 35V is controlled via wall control panel and optional remote control. Each controller supports up to 4 luminaires. Each wall control panel includes an infrared sensor. An optional vandal resistant ceiling-mounted infrared sensor is also available. All wall controls, remote controls, and remote sensors must be ordered separately.

Wall Control Panel (PRO-WALLC) Required

- Full function controls for power, fixture selection, intensity and direction
- Tactile-membranes and smooth surfaces for easy cleaning with isopropyl alcohol and disinfecting agents
- May be located outside of patient room or in a secure remote location.
- Includes infrared receiver for remote control operation
- Magnetic docking station for remote control
- Back box provided by Kirlin
- Add option **-ACH** (Alternative channel) on wall control when adding an additional wall control in the same room
- 5 year warranty

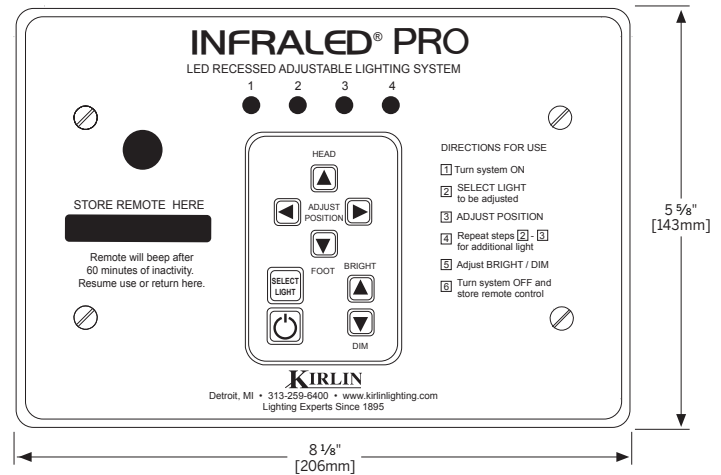
Remote Control (PRO-REMOT)

- Full function controls for power, fixture selection, intensity and direction
- Convenient one hand operation
- Tactile-membranes and smooth surfaces for easy cleaning with isopropyl alcohol and disinfecting agents
- Invisible infrared signal will not interfere with other equipment in the room
- Impact resistant construction
- Loss deterring beeper to remind user to return remote to docking station. Beeper is activated if remote control is not used for, nor returned to dock within 1 hour
- "Write-on" area for marking room number
- 2-AA batteries provided
- Low stand-by current assures long battery life
- Add option **-ACH** (alternative channel) on remote control when adding an additional remote/wall control in the same room
- Add option **-BI** (beeper inactive) when wishing to add a silence function to the remote
- Add **PRV-SENSR** (below) when wall control is located outside of patient room or obstructed from remote control's IR signal
- 1 year warranty

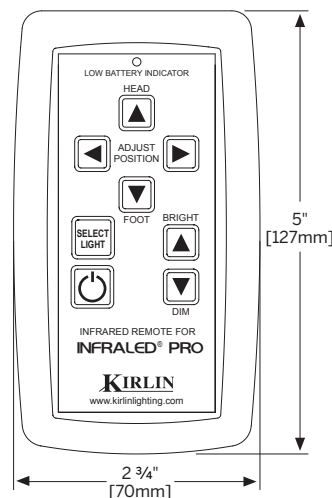
Remote Sensor (PRV-SENSR)

- Vandal-resistant ceiling mounted infrared sensor enhances remote control signal: Required if wall control panel is remotely located or is obstructed and remote control is being used. Optional under all other conditions.
- Beveled round flat plate with BioGard™ antimicrobial white finish and tamperproof hardware.
- Each PRO-WALLC supports one PRV-SENSR
- 5 year warranty

Wall Control Panel (PRO-WALLC)



Remote Control (PRO-REMOT)



Ceiling Mounted Infrared Sensor (PRV-SENSR)

