

CATALOG #	TYPE	
JOB NAME	WATTAGE	VOLTAGE

# SmartLED™ MRI Lighting System

## Classic "K" Lens 8" Downlight

Up to 60,000 Hour Rated Life

LM-80 Qualified • LM-79 Certified Photometry

### Specifications

#### Delivered System Performance

- Lumens: **-2500L** (35W); 2500 nominal lumens
- Distribution: WFL standard
- Color temperature: 3500°K standard; optional: -27K, -30K, -41K, or -50K
- CRI: 80+ standard; optional: -HC (90+)
- 60,000 hour life (L70)
- Fully sustainable: removable for servicing

#### Thermal Management System

- Aluminum heat sink and components for cool operation, long life, and low maintenance

#### SmartLED™ MRI Lighting System Required

- Kirlin remote driver modules, cabinet, and RFI filters required for operation
- Components ordered separately, see below for driver information and [MRI-CABNT](#) for additional components
- The [MRI Configurator](#) can help determine the necessary components
- SmartLED driver modules provide 0-10V dimming to 0.38%

#### SmartLED™ Emergency Backup System

- [EMI-21220](#) or [EMI-03120](#) available for emergency power
- See specification sheet; order separately

#### Trim and Lens Assembly

- Shock-resisting, UV absorbing prismatic convex widespread Kirlin lens
- Rustfree polished nickel stainless door (304-L) and captive thumb screw and concealed hinges
- Beveled cast aluminum frame tooled to ensure close fit with door; white acrylic finish

#### Acrylic Enameled Aluminum Housing

- Rustproof and corrosion resistant: exceeds 1000 hour ASTM 5% salt spray test; all components fully sustainable
- Shallow depth for restricted plenums
- Cool operation extends component life
- Modular design; visible and fully serviceable through aperture
- Built-in plaster flange

#### Outlet Box (Aluminum)

- UL listed J-box; prewired with ½" knockouts

## MRS-08470



#### Installation & Hardware

- Requires minimum 18 AWG twisted pair shielded wire from SmartLED™ MRI Lighting System to fixtures
- Recesses in ceilings up to 1-1/8" thick
- Aluminum 27" hanger bars with adjustable mounting brackets (2) supplied.

#### UL, C-UL (Canada) Listings

- Wet, damp or dry locations, covered ceilings

#### IEC & FCC Compliance

- FCC Part 15 certified for EMI/RFI emissions


#### FIVE YEAR Limited Warranty

- Complete fixture, must be installed with all SmartLED™ components

## Options and Ordering Configuration

(Example: MRS-08470-2500L-30K-45)

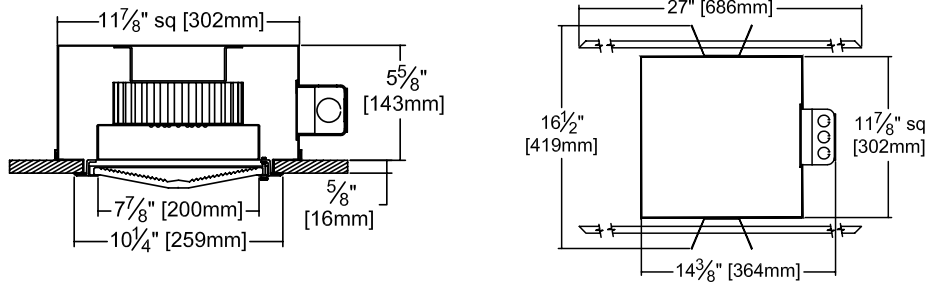
Must Specify		Optional		
Model	Lumens	CCT & CRI	Trim & Lens Options	Other Options
MRS-08470	-2500L	(Blank): 35K, 80+ CRI	(Blank): White aluminum smooth self-flanged trim with lens above	(Blank): None
		<b>80+ CRI</b>	<b>Trim Finishes</b>	<b>Other Options</b>
		-27K: 2700°K	-BGT: BioGard anti-microbial white	-99: Special modification; consult factory
		-30K: 3000°K	-BKBG: BioGard anti-microbial black	
		-35K: 3500°K	-94: Custom color; consult factory	
		-41K: 4000°K	-94BG: BioGard anti-microbial custom color finish	
		-50K: 5000°K	<b>Other Trim Features</b>	
		<b>90+ CRI</b>	-13: Vandal resistant tempered prismatic spread lens above 1/8" flat polycarbonate; Also see Option -26	
		-27K-HC: 2700°K	-26: White trim extender, specify OD	
		-30K-HC: 3000°K	-32: White trim extender, specify OD	
		-35K-HC: 3500°K	-45: Gasket between trim flange and ceiling	
		-41K-HC: 4000°K	-46: Gasket between trim and lens	
		-50K-HC: 5000°K	<b>Lens Options</b>	
			-15: Prismatic tempered glass lens instead	
			-17: 0.187" prismatic high strength acrylic lens instead; Also see Option -26	
			-WA: White acrylic (flat) diffuser instead; will produce wide flood distribution	



SmartLED MRI NOVEMBER 2024

DUE TO CONTINUING PRODUCT IMPROVEMENTS, KIRLIN LIGHTING RESERVES THE RIGHT TO CHANGE SPECIFICATIONS WITHOUT NOTICE. VISIT WWW.KIRLINLIGHTING.COM FOR THE MOST CURRENT DATA.

# Dimensions



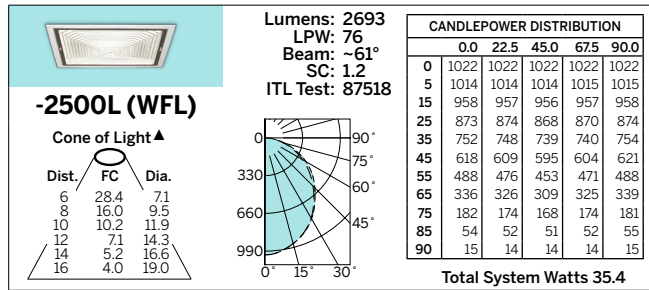
**Ceiling Cut-out**  
 9 1/4" Dia.

# Photometry - Installed Complete Fixture

LM-79 IESNA Certified Photometry from Independent Lab

Photometry from I.T.L., Boulder, CO

▲ **Cone of Light Key**  
 Dia. (in ft.) shown is where FC value is half the FC at nadir.  
**Dist.** Distance (Ft.) from fixture  
**FC** Footcandles at nadir (0°)  
**Dia.** Circle of light at 50% of FC



\*LED manufacturers maintain a tolerance of +/-7% on flux (lumens) and power (electrical) measurements.

# SmartLED™ MRI Driver Modules

Fully Digital Controlled Power Source for LED Luminaires

Mounted in Kirlin's **MRI-CABNT**

Drivers wired in series



Driver Module	Maximum Capacity	Fixture Load Example
DVR-1400A	Qty 1: 2500L Luminaire	• Qty 1: MRS-08470-2500L
DVR-1400B	Up to Qty 1: 2500L Luminaire	• Qty 2: MRS-08470-2500L • Qty 1: MRS-08470-2500L and Qty 1: MRR-04416-2500L

LIMITED WARRANTY: CATALOGED KIRLIN FIXTURES ARE WARRANTED FREE OF DEFECTS IN WORKMANSHIP OR MATERIAL FOR FIVE YEARS FROM DATE OF PURCHASE. INSTALLATION, IN NORMAL USE, MANUFACTURER AT HIS OPTION WILL REPLACE OR REPAIR SUCH FIXTURE OR RETURN THE PURCHASE PRICE OR REPRESENTATION OF PROOF OF PURCHASE AND DECLARATIVE FAILURE AT THE OFFICE OF MANUFACTURER WITHIN THE YEARS OF ORIGINAL SHIPMENT. LIABILITY OF MANUFACTURER IS LIMITED TO THE FOREGOING AND MANUFACTURER SHALL NOT BE LIABLE FOR ANY OTHER DAMAGES, DIRECT OR INDIRECT, SUSTAINED OR SUFFERED BY PURCHASER OR ANY PERSON. THIS WARRANTY IS APPLIED TO THE BUYER IN PLACE OF ALL OTHER WARRANTIES, EXPRESSED OR IMPLIED. SELLER DOES NOT WARRANT AS TO MERCHANTABILITY OR FITNESS FOR A PARTICULAR USE, NOR WILL ANY ORAL STATEMENT CONSTITUTE A WARRANTY OR AMEND THIS SPECIFIC WARRANTY. ABNORMAL USE, ABUSE OF THE FIXTURE, IMPROPER INSTALLATION, OR REPAIR OR MODIFICATION OF THE FIXTURE WITHOUT PROPER WRITTEN AUTHORIZATION FROM THE MANUFACTURER WILL RENDER THE WARRANTY VOID.

SmartLED MRI  
 NOVEMBER 2024