


CATALOG #	TYPE	
JOB NAME	WATTAGE	VOLTAGE

SmartLED™ MRI Lighting System

6" Regress Specular Trim Lensed Downlight

Up to 90,000 Hour Life • Type IC
LM-80 Qualified • LM-79 Certified Photometry

MRR-06230



Specifications

Delivered System Performance

- Lumens: **-1500L** (20W); 1500 nominal lumens
- Distribution: MFL standard; optional: -SPT, -NFL, or -WFL
- Color temperature: 3500°K standard; optional: -27K, -30K, -41K, or -50K
- CRI: 80+ standard; optional: -HC (90+)
- 90,000 hour life (L70**)
- Fully sustainable: removable for servicing

Thermal Management System

- Aluminum heat sink and components for cool operation, long life, and low maintenance

SmartLED™ MRI Lighting System Required

- Kirlin remote driver modules, cabinet, and RFI filters required for operation
- Components ordered separately, see below for driver information and **MRI-CABNT** for additional components
- The **MRI Configurator** can help determine the necessary components
- SmartLED driver modules provide 0-10V dimming to 0.38%

SmartLED™ Emergency Backup System

- **EMI-21220** or **EMI-03120** available for emergency power
- See specification sheet; order separately

Trim and Lens Assembly

- Clear specular aluminum self-flanged, low glare cone
- Regressed tempered prismatic spread lens

Acrylic Enameled Aluminum Housing

- Rustproof and corrosion resistant: exceeds 1000 hour ASTM 5% salt spray test; all components fully sustainable
- Shallow depth for restricted plenums
- Cool operation extends component life
- Modular design; visible and fully serviceable through aperture
- Built-in plaster flange

Outlet Box (Aluminum)

- UL listed J-box; prewired with ½" knockouts

Installation & Hardware

- Requires minimum 18 AWG twisted pair shielded wire from SmartLED™ MRI Lighting System to fixtures
- Recesses in ceilings up to 1-1/8" thick or see Option -79
- Aluminum 27" hanger bars with adjustable mounting brackets (2) supplied.

UL, C-UL (Canada) Listings

- Wet, damp or dry locations, covered ceilings
- Type IC: for direct contact with insulation

IEC & FCC Compliance

- FCC Part 15 certified for EMI/RFI emissions

FIVE YEAR Limited Warranty

- Complete fixture, must be installed with all SmartLED™ components



Options and Ordering Configuration

(Example: MRR-06230-1500L-30K-NFL)

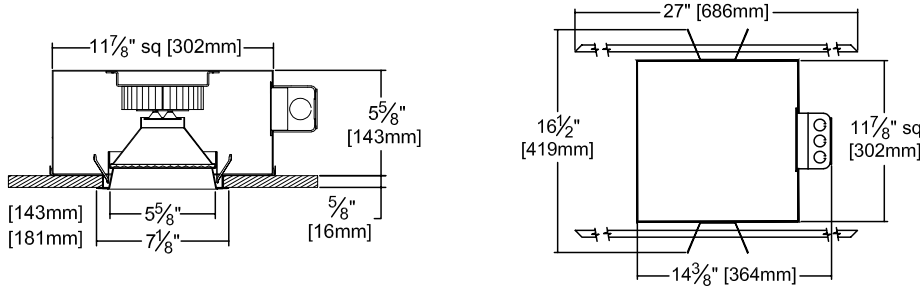
Must Specify		Optional			
Model	Lumens	CCT & CRI	Beam	Trim & Lens Options	Other Options
MRR-06230	-1500L	(Blank): 35K, 80+ CRI	(Blank): MFL	(Blank): Clear specular aluminum self-flanged downlight cone with lens above	(Blank): None
		80+ CRI	-SPT	Trim Finishes	Mounting
		-27K: 2700°K	-NFL	-94: Custom color; consult factory	-79: Extension collar; ceilings up to 2" thick
		-30K: 3000°K	-MFL	Other Trim Features	Other Options
		-35K: 3500°K	-WFL	-32: White trim extender, specify OD	-99: Special modification; consult factory
		-41K: 4000°K		-45: Gasket between trim flange and ceiling	
		-50K: 5000°K		-46: Gasket between trim and lens	
		90+ CRI		Lens Options	
		-27K-HC: 2700°K		-WA: White acrylic (flat) diffuser instead; will produce wide flood distribution	
		-30K-HC: 3000°K			
		-35K-HC: 3500°K			
		-41K-HC: 4000°K			
		-50K-HC: 5000°K			

*See note next page

Projected L70** for Kirlin Luminaires	
In Open Plenum	90,000 hours
In Insulation (Type IC)	60,000 hours

**Hours at 70% lumen maintenance

Dimensions



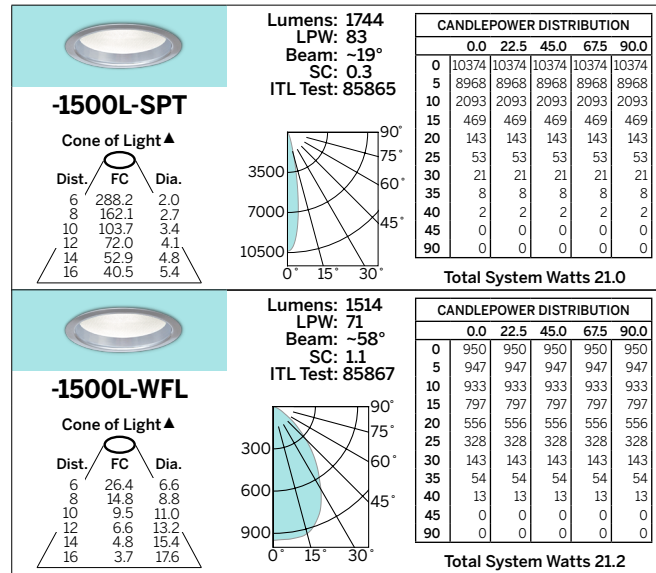
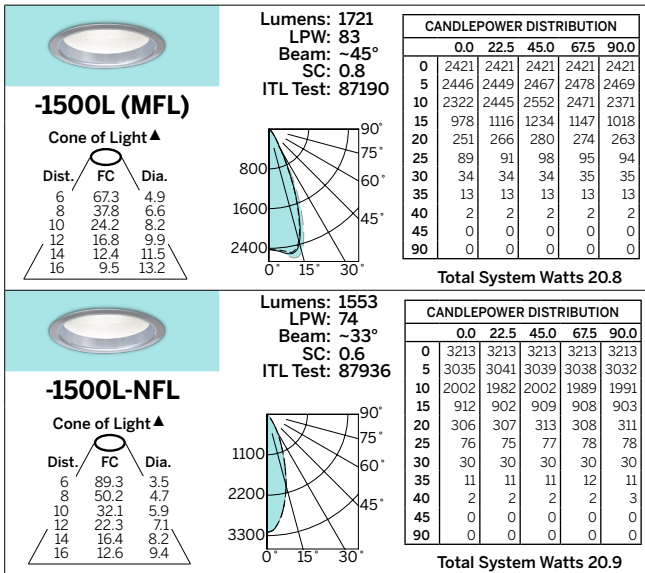
Ceiling Cut-out
6 3/4" Dia.

Photometry - Installed Complete Fixture

Photometry from I.T.L., Boulder, CO

LM-79 IESNA Certified Photometry from Independent Lab

▲ Cone of Light Key
 Dia. (in ft.) shown is where FC value is half the FC at nadir.
Dist. Distance (Ft.) from fixture
FC Footcandles at nadir (0°)
Dia. Circle of light at 50% of FC



*LED manufacturers maintain a tolerance of +/-7% on flux (lumens) and power (electrical) measurements.

SmartLED™ MRI Driver Modules

Fully Digital Controlled Power Source for LED Luminaires

Mounted in Kirlin's **MRI-CABNT**

Drivers wired in series



Driver Module	Maximum Capacity	Fixture Load Examples
DVR-1400A	Up to Qty 2: 1500L Luminaires	<ul style="list-style-type: none"> Qty 1: MRR-06230-1500L Qty 2: MRR-06230-1500L Qty 1: MRR-06205-1500L and Qty 1: MRR-06230-1500L

LIMITED WARRANTY: CATALOGED KIRLIN FIXTURES ARE WARRANTED FREE OF DEFECTS IN WORKMANSHIP OR MATERIAL FOR THE PERIOD OF PURCHASE. INSTALLATION, IN NORMAL USE. Manufacturer at the option will replace or repair such fixture or refund the purchase price on presentation of proof of purchase and defective fixture at the office of manufacturer within the period of original shipment. Liability of manufacturer is limited to the foregoing and manufacturer shall not be liable for any other damages, direct or indirect, sustained or suffered by purchaser or any person. This warranty is applicable to the buyer in place of all other warranties, expressed or implied. Seller does not warrant as to merchantability or fitness for a particular use, nor will any oral statement constitute a warranty or amend this specific warranty. Abnormal use, abuse of the fixture, improper installation, or repair or modification of the fixture without prior written authorization from the manufacturer will render the warranty void.