


CATALOG #	TYPE	
JOB NAME	WATTAGE	VOLTAGE

# Lighting for Patient Spaces

## Open Appearance 4" Downlight

Up to 90,000 Hour Life • Type IC • Wet Location  
LM-80 Qualified • LM-79 Certified Photometry

# MRR-04800



## Specifications

### Delivered System Performance\*

- Lumen Series: **Must Specify**
  - 2000L (25W)
  - 1500L (20W)
  - 1000L (11W)
- Distribution: MFL standard; optional: -SPT, NFL or -WFL
- Color temperature: 3500°K standard; optional: -27K, -30K, -41K, or -50K
- CRI: 80+ standard; optional: -HC (90+)
- 90,000 hour life (L70\*\*)
- Fully sustainable: removable for servicing

### Thermal Management System

- Aluminum heat sink and components for cool operation, long life, and low maintenance

### LED Driver - INTERNAL

- Indoor/Outdoor: -30°C to 60°C (-22°F to 140°F)
- 0-10V CCR dimming standard (100-10%)
- Voltage Options: **Must Specify**
  - 120: -120V (50-60Hz); load insensitive
  - 277: -277V (50-60Hz); load insensitive

### Trim Assembly

- Low brightness clear specular aluminum self-flanged downlight cone with lens above
- Optional colors and finishes available

### Acrylic Enameled Aluminum Housing

- Rustproof and corrosion resistant: exceeds 1000 hour ASTM 5% salt spray test; all components fully sustainable
- Shallow depth fits restricted plenums
- Cool operation extends component life
- Modular design; visible and fully serviceable through aperture
- Built-in plaster flange

### Outlet Box (Galvanized)

- UL listed J-box with insulated removable cover; prewired 14 GA (NEC) with 1/2" and 3/4" knockouts

### Installation & Hardware

- Indoor/outdoor in ceilings up to 1 1/8" thick
- Compatible with fire rated enclosures (by others)
- 27" galvanized hanger bars & adjusting brackets (2) supplied

### UL, C-UL (Canada) Listings


- Wet, damp or dry locations, covered ceilings
- Type IC: for direct contact with insulation
- Through-branch conductors (4 #12 AWG 90°C)

### IEC & FCC Compliance

- Meets IEC/EN 60601-1-2 electromagnetic compatibility standard for medical electrical equipment
- FCC Part 15 certified for EMI/RFI emissions

### FIVE YEAR Limited Warranty

- Complete standard fixture

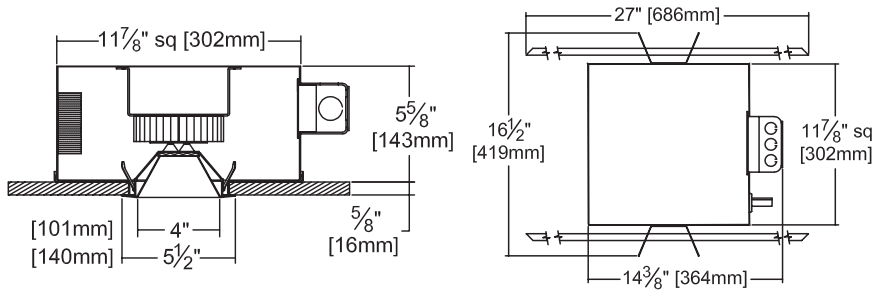


## Options and Ordering Configuration

(Example: MRR-04800-2000L-120-30K-NFL-30T-79)

Must Specify			Optional											
Model	Lumens	Volts	CCT & CRI	Beam	Driver Options	Emergency	Lens & Trim Options	Other Options						
MRR-04800														
	-2000L -1500L -1000L	-120 -277 -97: Other voltage; consult factory	(Blank): 35K, 80+ CRI  80+ CRI -27K: 2700°K -30K: 3000°K -41K: 4100°K -50K: 5000°K 90+ CRI -27K-HC: 2700°K -30K-HC: 3000°K -35K-HC: 3500°K -41K-HC: 4100°K -50K-HC: 5000°K	(Blank): MFL -NFL -SPT -WFL	(Blank): Standard 0-10V CCR 1.0% dim -D1: 0-10V 1.0% dim -D2†: 0-10V 0.1% dim -D3†: DALI 1.0% dim -D4†: DALI 100-0.1% dim -D5†: DMX512A 0%dim; -1000L only	(Blank): None -EI: Remote emergency inverter for 100% of rated lumens; 90+ minutes; 120V or 277V, 60Hz input only; specify voltage; N/A for options -FS -EM: Internal emergency battery pack; Delivers 500 lumens; CEC Compliant; 90+ minutes -ERH: Remote emergency battery pack; delivers 1000 lumens; CEC Compliant; 90+ minutes	(Blank): Clear specular aluminum self-flanged downlight cone with lens above Trim Finishes -30T: All white acrylic enameled cone -31: White acrylic enameled cone flange -94: Custom color; consult factory -BG: BioGard™ anti-microbial white -70T: SoftTex™ semi-specular clear self-flanged cone Other Trim Features -32: White trim extender, specify OD -33: Decorative Glow Ring; see last page for details -DF: Electrically isolated trim Lens Options -23: Frosted microprismatic lens -CF: Custom color filter (Rosco); specify -WA: White acrylic (flat) diffuser instead; will produce wide flood distribution	(Blank): None Mounting -79: Extension collar; ceilings up to 2" thick Other Options -99: Special modification; consult factory -FS: Fused primary; One per fixture; not for use with Option -EI						
*See note next page														
<table border="1"> <thead> <tr> <th colspan="2">Projected L70** for Kirlin Luminaires</th> </tr> </thead> <tbody> <tr> <td>In Open Plenum</td> <td>90,000 hours</td> </tr> <tr> <td>In Insulation (Type IC)</td> <td>60,000 hours</td> </tr> </tbody> </table>			Projected L70** for Kirlin Luminaires		In Open Plenum	90,000 hours	In Insulation (Type IC)	60,000 hours						
Projected L70** for Kirlin Luminaires														
In Open Plenum	90,000 hours													
In Insulation (Type IC)	60,000 hours													
**Hours at 70% lumen maintenance			† Consult factory for use with -2000L lumen series											

## Dimensions



**Ceiling Cut-out**  
5" Dia.

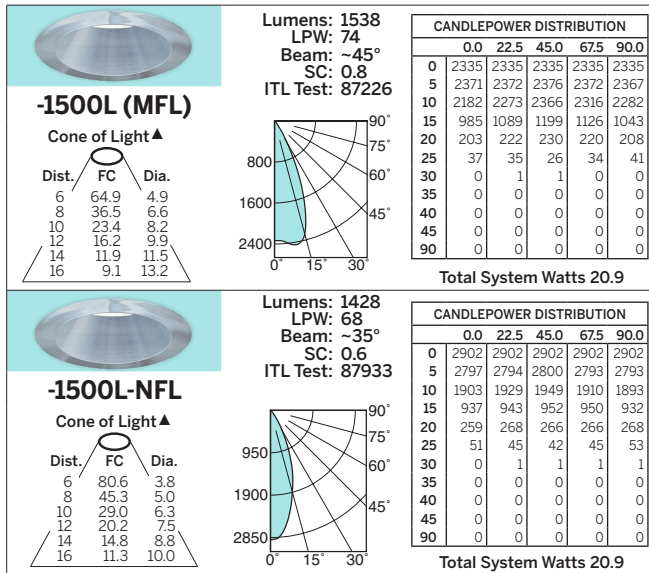
## Performance Factors

NOMINAL LUMENS	LUMEN FACTOR	NOMINAL WATTS	LPW FACTOR
-2000L	1.3	1.4	.92
-1000L	0.58	0.50	1.17

## Photometry - Installed Complete Fixture

Photometry from I.T.L., Boulder, CO

LM-79 IESNA Certified Photometry from Independent Lab



\*LED manufacturers maintain a tolerance of +/-7% on flux (lumens) and power (electrical) measurements.

LIMITED WARRANTY: CATALOGED KIRLIN FIXTURES ARE WARRANTED FREE OF DEFECTS IN WORKMANSHIP OR MATERIAL FOR A PERIOD OF FIVE (5) YEARS FROM DATE OF PURCHASE. INSTALLATION, MAINTENANCE, AND REPAIR SHALL BE THE RESPONSIBILITY OF THE END USER. THE WARRANTY IS VOID IF THE FIXTURE IS NOT INSTALLED OR MAINTAINED IN ACCORDANCE WITH THE INSTALLATION AND MAINTENANCE MANUAL. THE WARRANTY DOES NOT COVER DAMAGE TO THE FIXTURE CAUSED BY IMPROPER INSTALLATION, MAINTENANCE, OR REPAIR. THE WARRANTY IS VOID IF THE FIXTURE IS USED IN AN APPLICATION NOT INTENDED BY THE MANUFACTURER. THE WARRANTY IS VOID IF THE FIXTURE IS USED IN AN APPLICATION WHERE THE AMBIENT TEMPERATURE EXCEEDS 100°F (38°C). THE WARRANTY IS VOID IF THE FIXTURE IS USED IN AN APPLICATION WHERE THE HUMIDITY EXCEEDS 80%. THE WARRANTY IS VOID IF THE FIXTURE IS USED IN AN APPLICATION WHERE THE VIBRATION EXCEEDS 0.1g RMS. THE WARRANTY IS VOID IF THE FIXTURE IS USED IN AN APPLICATION WHERE THE ELECTRICAL SUPPLY IS NOT WITHIN THE SPECIFICATIONS OF THE MANUFACTURER. THE WARRANTY IS VOID IF THE FIXTURE IS USED IN AN APPLICATION WHERE THE ELECTRICAL SUPPLY IS NOT WITHIN THE SPECIFICATIONS OF THE MANUFACTURER. THE WARRANTY IS VOID IF THE FIXTURE IS USED IN AN APPLICATION WHERE THE ELECTRICAL SUPPLY IS NOT WITHIN THE SPECIFICATIONS OF THE MANUFACTURER. THE WARRANTY IS VOID IF THE FIXTURE IS USED IN AN APPLICATION WHERE THE ELECTRICAL SUPPLY IS NOT WITHIN THE SPECIFICATIONS OF THE MANUFACTURER.

▲ Cone of Light Key  
 Dist. Distance (Ft.) from fixture  
 Dia. (in ft.) shown is where FC value is half the FC at nadir.  
 FC Footcandles at nadir (0°)  
 Dia. Circle of light at 50% of FC

PATENT SPACES  
 REV. APR. 2023


# Classic Glow Rings: Option -33 for Choice Series

To order a Kirlin Glow Ring, begin by adding -33 to the product number. Then, configure your Glow Ring by selecting each of the 7 design elements listed below:

(Example: LRC-06LDN-7000L-120-RND-MFL-35K-**33-GLM-1L-FRR-ROF-SIF-ROS-SIS**)



1. Ring Material  
(choose one)



Glass (-GLM)



Acrylic (-ACM)




Custom (-CUM)


2. # of Rings  
(choose one)



1 Ring (1L)



2 Rings (-2L)



3 Rings (-3L)


3. Ring Design  
(choose one)



Frosted Ring (-FRR)



Clear Ring (-CRR)



Solid Disk (-SDR)

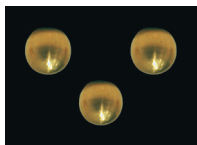


Frosted Center (-FCR)



Frosted Disk (-FDR)

4. Finial Design  
(choose one)



Round (-ROF)



Knurled (-KNF)



Cone (-COF)


5. Finial Color  
(choose one)




Brass (-BRF)



Silver (-SIF)



Black (-BLF)




White (-WHF)




Custom (-CUF)

6. Standoff Design  
(choose one)



Round (-ROS)



Hexagonal (-HOS)

7. Standoff Color  
(choose one)



Brass (-BRS)



Silver (-SIS)



Black (-BLS)



White (-WHS)



Custom (-CFS)

LED manufacturers maintain a tolerance of +/-7% on flux (lumens) and power (electrical) measurements.