

CATALOG #	TYPE	
JOB NAME	WATTAGE	VOLTAGE

Lighting for Patient Spaces

2'x 2' Recessed White or Scenic Panel

Ultra-Slim LED • Type IC • Soothing & Safe “Skylight” Effect

Specifications

Delivered System Performance

- Lumen Series: **MUST SPECIFY**
-2500L (35W) - Not available with images
-1500L (20W)
- Color temperature: **MUST SPECIFY**
3500°K or 4100°K
- Distribution: WFL
- 90 CRI; 60,000 hour life (L70)

Thermal Management System

- Heavy gauge aluminum construction provides maximum heat dissipation for cool LED operation; extends life of all components

LED Driver - INTERNAL

- Indoor/Outdoor: -30°C to 60°C (-22°F to 140°F)
- 0-10V 1.0% dimming standard
- Voltage: 120-277/50-60Hz; load insensitive
- Enclosed in aluminum housing

Trim/Lens

- Regressed trim provides architectural “skylight” when installed in grid ceiling
- Extruded acrylic wave guide provides unparalleled uniformity

Scenic Panel Image (Optional)

- Acrylic scenic panel (Over 100 selections from Kirlin or customer-provided) above polycarbonate
- Easily changed without replacing luminaire for a cost-effective interior design update
- Visualize your design with Kirlin’s [Scenic Configurator](#) tool

Installation & Hardware

- Ultra-shallow recessed aluminum housing
- Drops into a 2' x 2' ceiling grid

MRP-22295



UL, C-UL (Canada) Listings

- Wet, damp or dry locations, covered ceilings
- Type IC: for direct contact with insulation


IEC & FCC Compliance

- Meets IEC/EN 60601-1-2 electromagnetic compatibility standard for medical electrical equipment
- FCC Part 15 certified for EMI/RFI emissions

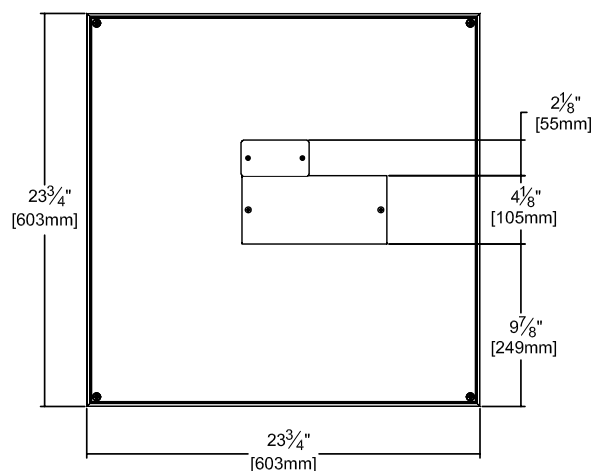
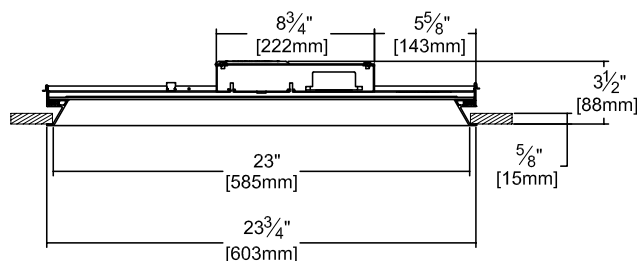
FIVE YEAR Limited Warranty

- Complete standard fixture

For MRI applications, please see [MRP-22290](#)



Dimensions



2x2 Recessed Panel Ordering Configuration

(Example: [QTY:6] MRP-22295-1500L-41K-2X2-IMG-BG)

Must Specify					Optional	
Model	Lumens	CCT & CRI	Size	Image	Trim Finish	Other Options
MRP-22295	-2500L† -1500L	(Blank): 35K, 90+ CRI -35K: 3500K -41K: 4000K	-2X2: 1 panel	(Blank): White Panel -IMG: Scenic Panel; Order one panel for every 2'x2' of the image array size; N/A with -2500L Choose the image desired from the Scenic Image Gallery brochure; Order the scenic image separately	(Blank): White recessed trim -BG: White BioGard™ anti-microbial finish -BKBG: BioGard™ anti-microbial black -94: Custom color/finish; see page 4 for recommended custom colors; consult factory -94BG: BioGard™ anti-microbial custom color finish	(Blank): None -99: Special modification; consult factory -BA: Buy America (BA, BAA) and Build America, Buy America (BABAA) compliant

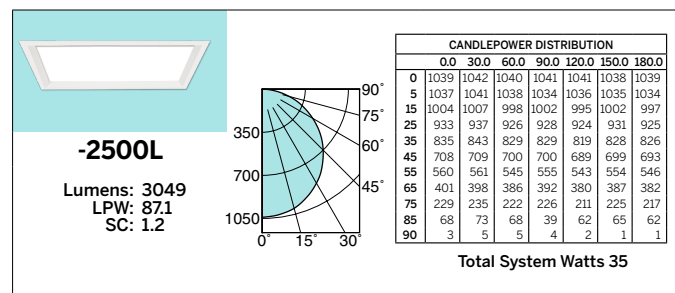
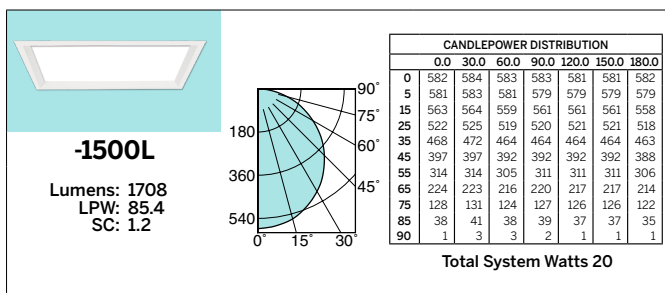
Scenic Image Ordering Configuration

(Example: MRP-22IMG-4X6-SKY10)

Must Specify			Options
Model	Size	Image	Other Options
MRP-22IMG	-2X2: 1 panel; square orientation -2X4: 2 panels; portrait orientation -4X2: 2 panels; landscape orientation -4X4: 4 panels; square orientation -4X6: 6 panels; portrait orientation -4X8: 8 panels; portrait orientation -6X4: 6 panels; landscape orientation -6X6: 9 panels; square orientation -6X8: 12 panels; portrait orientation -8X4: 8 panels; landscape orientation† -8X6: 12 panels; landscape orientation -8X8: 16 panels; square orientation -8X12: 24 panels; portrait orientation -12X8: 24 panels; landscape orientation See the next page for additional layout and orientation details.	Choose the image desired from the Scenic Image Gallery brochure and insert the code here. To see how your artwork will appear in an arrangement, visit Kirlin's Scenic Configurator tool. -IMG99: Custom image† † See requirements on page 5	(Blank): None -99: Special modification; consult factory If ordering a -PAT image, choose the pattern color desired from the Scenic Image Gallery brochure and insert the code here.

Photometry - Installed Complete Fixture

LM-79 IESNA Certified Photometry from Independent Lab



LED manufacturers maintain a tolerance of +/-7% on flux (lumens) and power (electrical) measurements.

Scenic Panel Options

Scenic Image Ordering Matrix on last page




Image Gallery

- Sky (SKY) - 25 Images
- Night Sky (NGT) - 7 Images
- Space (SPC) - 4 Images
- Tree (TRE) - 22 Images
- Nature Landscape (LND) - 8 Images
- Water (WTR) - 5 Images
- Abstract Art (ART) - 10 Images
- Patterns (PAT) - 25 Patterns

Size and Artwork Orientation

Landscape					Portrait		
Nominal Dimensions	Fixture Qty.	Arrangement	Option	Preferred Resolution (Pixels)	Arrangement	Option	Preferred Resolution (Pixels)
2' X 2'	1		-2X2	1800 x 1800			
2' X 4'	2		-4X2	3600 x 1800		-2X4	1800 x 3600
4' X 4'	4		-4X4	3600 x 3600			
4' X 6'	6		-6X4	5400 x 3600		-4X6	3600 x 5400
6' X 6'	9		-6X6	5400 x 5400			
6' X 8'	12		-8X6	7200 x 5400		-6X8	5400 x 7200
8' X 8'	16		-8X8	7200 x 7200			
Custom Size		-10X4 Specify number of panels and orientation of artwork					

When specifying size, orientation and artwork, consider how the image will be divided and cropped. For example:



To see how your artwork will appear in an arrangement, visit Kirlin's [Scenic Configurator](#) tool.

LIMITED WARRANTY: CATALOGED KIRLIN EXLITES ARE WARRANTED FREE OF DEFECTS IN WORKMANSHIP OR MATERIAL FOR FIVE YEARS FROM DATE OF PURCHASE. INSTALLATION TO E.C. IN NORMAL USE. Manufacturer at his option will replace or repair such fixture or refund the purchase price on presentation of proof of purchase and defective fixture at the offices of manufacturer within five years of original shipment. Liability of manufacturer shall not be liable for any other damages, direct or indirect, sustained or suffered by purchaser or any person. This warranty is supplied to the buyer in place of all other warranties, expressed or implied. Seller does not warrant as to merchantability or fitness for a particular use, nor will any oral statement constitute a warranty or amend this specific warranty. Abnormal use, abuse of the fixture, improper installation or repair or modification of the fixture without prior written authorization from the manufacturer will render the warranty void.

PATIENT SPACES
March 2025


Recommended Custom Colors

The below colors match Kirlin's Scenic Patterns for a cohesive look throughout the space.
To be used with option code -94.

Calming Colors




Pale Marigold (-94PM)




Peaceful Pine (-94PP)



Moonlit Bay (-94MB)



Dreamy Dusk (-94DD)



Mudstone Magic (-94MM)




Soft Slate (-94SS)


Vibrant Colors



Electric Ember (-94EE)



Hot Orchid (-94HO)



Lemon Zing (-94LZ)




Kiwi Kick (-94KK)



Caribbean Lagoon
(-94CL)



Cerulean Wave (-94CW)



Glam Grape (-94GG)

Due to variations in monitor settings and screen resolutions, the appearance of colors, textures, and details in the images may differ from the actual product.