

CATALOG #	TYPE	
JOB NAME	WATTAGE	VOLTAGE

SmartLED™ MRI Lighting System

2'x 2' Recessed White or Scenic Panel

Ultra-slim LED • Type IC • Soothing & Safe “Skylight” Effect

MRP-22290



Specifications

Delivered System Performance

- Lumen Series: **MUST SPECIFY**
-2500L (35W) - Not available with images
-1500L (20W)
- Color temperature: **MUST SPECIFY**
 3500°K or 4100°K
- Distribution: WFL
- 90 CRI; 60,000 hour life (L70)

Luminaire Features

- Driverless, 20 watt LED array; low voltage, Class II DC powered
- Completely non-ferromagnetic

Thermal Management

- Housing/heat sink provides maximum heat dissipation for side-fire LED technology

SmartLED™ MRI Lighting System Required

- Kirlin remote driver modules, cabinet, and RFI filters required for operation
- Components ordered separately, see below for driver information and [MRI-CABNT](#) for additional components

SmartLED™ Emergency Backup System

- EMI-21220 for emergency power
- See specification sheet; order separately

Trim/Lens

- Regressed trim provides a unique, architectural “skylight” effect when installed in grid ceiling
- Extruded acrylic, wave guide lens provides unparalleled uniformity and even illumination of the image
- See specification sheet; order separately

Scenic Panel Image (Optional)

- Acrylic scenic panel (100+ selections from Kirlin or customer-provided) above polycarbonate
- Easily changed without replacing luminaire for cost-effective interior design update
- Visualize your design with Kirlin's [Scenic Configurator](#) tool

Installation

- Requires minimum 18 AWG twisted pair shielded wire from SmartLED™ MRI Lighting System to fixtures
- Drops into 2' x 2' ceiling grid.

UL, C-UL (Canada) Listings

- Wet, damp, dry locations, covered ceilings.
- Type IC for direct contact with insulation


FCC Compliance

- FCC Part 15 certified for EMI/RFI emissions

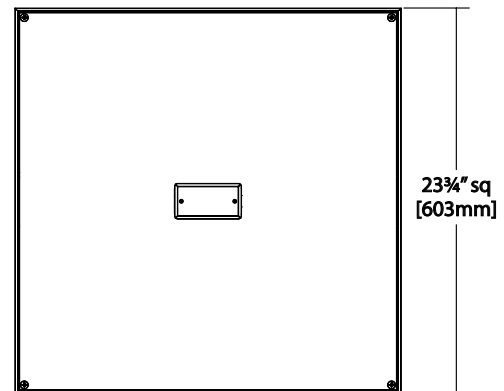
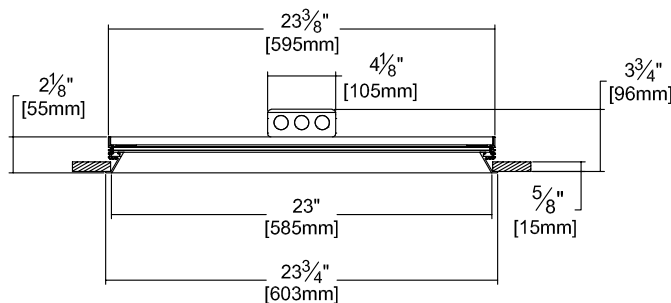
FIVE YEAR Limited Warranty

- Complete standard fixture

For MRI Installations, use of both SmartLED™ Driver Modules and Filters is REQUIRED or Kirlin warranty is null and void



Dimensions



2x2 Recessed Panel Ordering Configuration

(Example: [QTY:6] MRP-22290-1500L-41K-2X2-IMG-BG)

Must Specify					Optional	
Model	Lumens	CCT & CRI	Size	Image	Trim Finish	Other Options
MRP-22290	-2500L† -1500L	(Blank): 35K, 90+ CRI -35K: 3500K -41K: 4000K	-2X2: 1 panel	(Blank): White Panel -IMG: Scenic Panel; Order one panel for every 2'x2' of the image array size; N/A with -2500L Choose the image desired from the Scenic Image Gallery brochure ; Order the scenic image separately	(Blank): White recessed trim -BG: White BioGard™ anti-microbial finish -BKBG: BioGard™ anti-microbial black -94: Custom color/finish; see page 5 for recommended custom colors; consult factory -94BG: BioGard™ anti-microbial custom color finish	(Blank): None -99: Special modification; consult factory -BA: Buy America (BA, BAA) and Build America, Buy America (BABAA) compliant

Scenic Image Ordering Configuration

(Example: MRP-22IMG-4X6-SKY10)

Must Specify			Options	
Model	Size	Image	Other Options	
MRP-22IMG	-2X2: 1 panel; square orientation -2X4: 2 panels; portrait orientation -4X2: 2 panels; landscape orientation -4X4: 4 panels; square orientation -4X6: 6 panels; portrait orientation -4X8: 8 panels; portrait orientation -6X4: 6 panels; landscape orientation See the next page for additional layout and orientation details.	-6X6: 9 panels; square orientation -6X8: 12 panels; portrait orientation -8X4: 8 panels; landscape orientation -8X6: 12 panels; landscape orientation -8X8: 16 panels; square orientation -8X12: 24 panels; portrait orientation -12X8: 24 panels; landscape orientation	Choose the image desired from the Scenic Image Gallery brochure and insert the code here. To see how your artwork will appear in an arrangement, visit Kirlin's Scenic Configurator tool . -IMG99: Custom image† † See requirements on page 5	(Blank): None -99: Special modification; consult factory If ordering a -PAT image, choose the pattern color desired from the Scenic Image Gallery brochure and insert the code here.

SmartLED™ MRI Driver Modules

Fully Digital Controlled Power Source for LED Luminaires

Mounted in Kirlin's [MRI-CABNT](#)

Drivers wired in series



Lumens	Driver Module	Maximum Capacity	Fixture Load Examples
2500L	DVR-1400A	1 Fixture	• Qty 1: MRP-22290-2500L-2X2
1500L	DVR-0700A	Up to 2 Fixtures	• Qty 2: MRP-22290-1500L-2X2 • Qty 1: MRP-22290-1500L-2X2

LIMITED WARRANTY: KIRLIN FIXTURES ARE WARRANTED FREE OF DEFECTS IN WORKMANSHIP OR MATERIAL FOR ONE YEAR FROM DATE OF PURCHASE. INSTALLATION, USE, MANUFACTURER AT THE OPTION WILL REPLACE OR REPAIR such fixture or return the purchase price on presentation of proof of purchase and defective fixture to the offices of manufacturer within the warranty period. Liability of manufacturer is limited to the foregoing and manufacturer shall not be liable for any other damages, direct or indirect, sustained or suffered by purchaser or any person. This warranty is applied to the buyer in place of all other warranties, expressed or implied. Seller does not warrant as to merchantability or fitness for a particular use, nor will any oral statement constitute a warranty. Abnormal use, abuse of the fixture, improper installation, or repair or modification of the fixture without prior written authorization from the manufacturer will render the warranty void.

Scenic Panel Options

Scenic Image Ordering Matrix on last page



-SKY05



-SKY17



-TRE12



-PAT04-PUR


Image Gallery

- Sky (SKY) - 25 Images
- Night Sky (NGT) - 7 Images
- Space (SPC) - 4 Images
- Tree (TRE) - 22 Images
- Nature Landscape (LND) - 8 Images
- Water (WTR) - 5 Images
- Abstract Art (ART) - 10 Images
- Patterns (PAT) - 25 Patterns

Size and Artwork Orientation

Nominal Dimensions	Fixture Qty.	Landscape			Portrait		
		Arrangement	Option	Preferred Resolution (Pixels)	Arrangement	Option	Preferred Resolution (Pixels)
2' X 2'	1		-2X2	1800 x 1800			
2' X 4'	2		-4X2	3600 x 1800		-2X4	1800 x 3600
4' X 4'	4		-4X4	3600 x 3600			
4' X 6'	6		-6X4	5400 x 3600		-4X6	3600 x 5400
6' X 6'	9		-6X6	5400 x 5400			
6' X 8'	12		-8X6	7200 x 5400		-6X8	5400 x 7200
8' X 8'	16		-8X8	7200 x 7200			
Custom Size			-10X4	Specify number of panels and orientation of artwork			

When specifying size, orientation and artwork, consider how the image will be divided and cropped. For example:



-4X4



-6X4



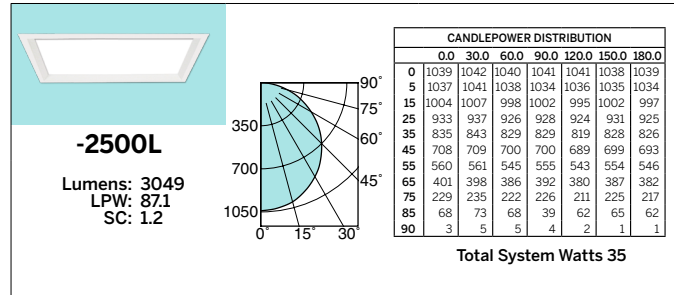
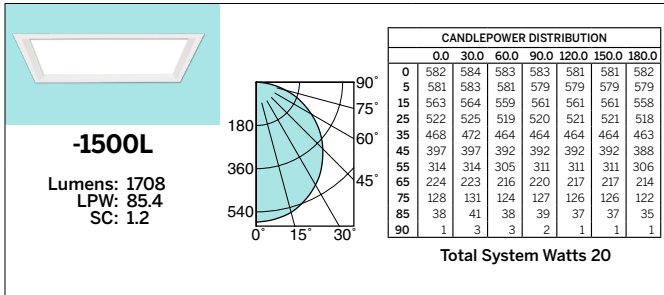
-4X6

To see how your artwork will appear in an arrangement, visit Kirlin's [Scenic Configurator](#) tool.

LIMITED WARRANTY: CATALOGED KIRLIN FIXTURES ARE WARRANTED FREE OF DEFECTS IN WORKMANSHIP OR MATERIAL FOR FIVE YEARS FROM DATE OF PURCHASE. INSTALLATION, E.G., IN NORMAL USE. Manufacturer at his option will replace or repair such fixture or refund the purchase price on presentation of proof of purchase and defective fixture at the offices of manufacturer within the years of original shipment. Liability of manufacturer is limited to the foregoing and manufacturer shall not be liable for any other damages, direct or indirect, sustained or suffered by purchaser or any person. This warranty is applied to the buyer in place of all other warranties, expressed or implied. Seller does not warrant as to merchantability or fitness for a particular use, nor will any oral statement constitute a warranty or amend this specific warranty. Abnormal use, abuse of the fixture, improper installation, or repair or modification of the fixture without prior written authorization from the manufacturer will render the warranty void. SmartLED MRI March 2025

Photometry - Installed Complete Fixture

LM-79 IESNA Certified Photometry from Independent Lab




LED manufacturers maintain a tolerance of +/-7% on flux (lumens) and power (electrical) measurements.

LIMITED WARRANTY: CATALOGED KIRLIN FIXTURES ARE WARRANTED FREE OF DEFECTS IN WORKMANSHIP OR MATERIAL FOR FIVE YEARS FROM DATE OF PURCHASE. INSTALLATION, IN-NORMAL USE, MANUFACTURER AT HIS OPTION WILL REPLACE OR REPAIR SUCH FIXTURE OR RETURN THE PURCHASE PRICE ON PRESENTATION OF PROOF OF PURCHASE AND DEPRECIATED VALUE TO THE OFFICE OF MANUFACTURER WITHIN THE YEARS OF ORIGINAL SHIPMENT. LIABILITY OF MANUFACTURER IS LIMITED TO THE FOREGOING AND MANUFACTURER SHALL NOT BE LIABLE FOR ANY OTHER DAMAGES, DIRECT OR INDIRECT, SUSTAINED OR SUFFERED BY PURCHASER OR ANY PERSON. THIS WARRANTY IS APPLIED TO THE BUYER IN PLACE OF ALL OTHER WARRANTIES, EXPRESSED OR IMPLIED. SELLER DOES NOT WARRANT AS TO MERCHANTABILITY OR FITNESS FOR A PARTICULAR USE, NOR WILL ANY ORAL STATEMENT CONSTITUTE A WARRANTY, ABNORMAL USE, ABUSE OF THE FIXTURE, IMPROPER INSTALLATION, OR REPAIR OR MODIFICATION OF THE FIXTURE WITHOUT PRIOR WRITTEN AUTHORIZATION FROM THE MANUFACTURER WILL RENDER THE WARRANTY VOID.


Recommended Custom Colors

The below colors match Kirlin's Scenic Patterns for a cohesive look throughout the space. To be used with option code -94.


Calming Colors




Pale Marigold (-94PM)



Peaceful Pine (-94PP)



Moonlit Bay (-94MB)



Dreamy Dusk (-94DD)




Mudstone Magic (-94MM)




Soft Slate (-94SS)


Vibrant Colors




Electric Ember (-94EE)



Hot Orchid (-94HO)



Lemon Zing (-94LZ)




Kiwi Kick (-94KK)



Caribbean Lagoon (-94CL)



Cerulean Wave (-94CW)



Glam Grape (-94GG)

Due to variations in monitor settings and screen resolutions, the appearance of colors, textures, and details in the images may differ from the actual product.