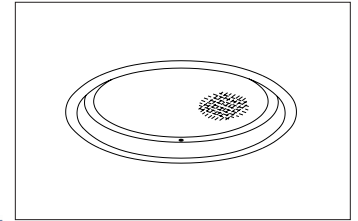


CATALOG #	TYPE	
JOB NAME	WATTAGE	VOLTAGE

8" LED 2450 LUMENS 38 SYSTEM WATTS LRR-08440

Sealed & Gasketed LED Downlight

50,000+ Hour Life • Sealed Housing Optional
LM-80 Qualified • LM-79 Certified Photometry



"IP65 Rated"

Specifications

LED Light Engine*

- 38 watt LED array. 3500°K standard (or see Option -41K).
- 2450* lumens, 65 LPW (total system).
- 81 CRI, 50,000+ hour life (L70).**
- Fully sustainable: removable for servicing.

Thermal Management System

- All-aluminum proprietary heat sink, components and housing maximize cool operation and long life while minimizing maintenance.

LED Power Supply

- Suitable for outdoor / indoor use: -30°C (-22°F) to 70°C (158°F).
- Specify 120V or 277V (50-60Hz). Load insensitive.
- 0-10 volt dimming standard.
- Kirlin remote SmartSupply™ driver instead (up to 6 luminaires). See Option -SS.

Thermal Protection

- Thermal protector (per current NEC) provides automatic cut-off if rated temperature is exceeded. Must specify input voltage.

Trim / Lens Assembly

- Rustproof 100% aluminum grooveless, smooth, self-flanged white trim.

0-10V DIMMING STANDARD

- Regressed tempered prismatic C#73 lens.
- See Option -GE for green acrylic filter.

5X Sealed and Gasketed

- (1) Silicone seal between trim and lens seals lens to trim, (2) closed cell gasketing between trim and housing flange seals trim to housing, (3) closed cell gasketing on trim flange seals flange to ceiling (4) closed cell gasketing on bottom pan seals housing to ceiling and (5) neoprene O-rings on stainless steel fasteners seal fasteners to trim.
- Meets ASTM E283 restricted airflow of 2 CFM maximum.

Acrylic Enamelled Aluminum Housing

- Rustproof and corrosion resistant: Exceeds 1000 hour ASTM 5% salt spray test.
- Shallow depth fits restricted plenums.
- Cool operation: Extends life of all components.
- Fully sustainable. Entire luminaire, including LED light engine, easily visible and serviced through aperture. Built-in plaster flange.
- Sealed housing design (CCEA compliant) available, see Option -SH.

Outlet Box

- UL listed J-box with insulated removable cover.

- Prewired 14 GA (NEC) with 1/2" and 3/4" knockouts.

Installation

- Recesses indoor/outdoor in covered locations.
- Accommodates ceilings up to 1 1/8" thick or see Option -79.
- 27" galvanized hanger bars with adjustable mounting brackets (2) supplied.
- For residential mounting hardware for wood joist ceilings, see Option -RH.

UL, C-UL (Canada) Listings

- Wet, damp or dry locations, covered ceilings.
- Through-branch conductors (4 #12 AWG 90°C).

CE & FCC Compliance

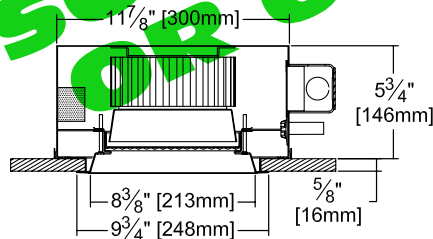
- Certified to meet IES 60601-1-2 & EN 60601-1-2 electromagnetic compatibility standard for medical electrical equipment.
- FCC Part 15 certified for EMI/RFI emissions.



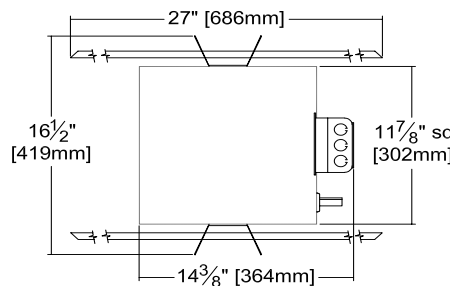
5 Year FIVE YEAR Limited Warranty

- Complete standard fixture.

Performance at a Glance

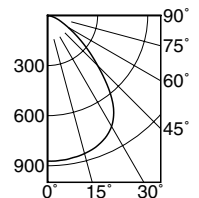


Ceiling Cut-out
9" Dia.



Exceptional Energy Efficiency

Lumens: 1791
Beam: ~89°
SC: 1.3
Effic: 73.0%
ITL Test: 68389



THE KIRLIN COMPANY

3401 EAST JEFFERSON AVENUE • DETROIT, MICHIGAN 48207-4232
(313) 259-6400 • Fax: (313) 259-9409 OR (313) 259-3121 • www.kirlinlighting.com

* See note next page
** See note next page

MAX. LUMENS MAX. SYSTEM WATTS CATALOG NUMBER

LED LIGHTING

2450

38

LRR-08440

Detailed Photometry - Installed Fixture

Photometry from I.T.L., Boulder, CO

Photometric testing done in accordance with IESNA LM-79-08

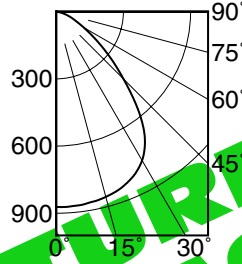
LRR-08440

Lumens: 1791
Beam: ~89°
SC: 1.3
Effic: 73.0%
ITL Test: 68389



Cone of Light ▲

Dist.	FC	Dia.
6	24.2	7.7
8	13.6	10.3
10	8.7	12.8
12	6.1	15.4
14	4.4	17.9
16	3.4	20.5



	CANDLEPOWER DISTRIBUTION				
	0.0	22.5	45.0	67.5	90.0
0	872	872	872	872	872
5	871	871	871	871	871
15	856	856	856	856	856
25	812	812	812	812	812
35	690	690	690	690	690
45	425	425	425	425	425
55	214	214	214	214	214
65	94	94	94	94	94
75	37	37	37	37	37
85	6	6	6	6	6
90	0	0	0	0	0

LM-80 Qualified • LM-79 Certified Photometry

▲ Cone of Light Key
Ft. Distance from fixture
FC Footcandles at nadir (0°)
Dia. Circle of light at 50% of FC
Dia. (in ft.) shown is where FC value is half the FC at nadir.

* LED manufacturers maintain a tolerance of ±7% on flux (lumens) and power (electrical) measurements. Kirlin photometrics are actual test data from Independent Testing Laboratories (ITL).
** LED Operating Characteristics: 50,000+ hours at 70% lumen maintenance. (L70)

Options

LED Power Supply

- 120 Power supply and thermal protector rated for 120V (50-60Hz) input.
- 277 Power supply and thermal protector rated for 277V (50-60Hz) input.
- 39 Specify "-39Lutron" for Hi-Lume 3 wire full range (0-100%) dimming power supply instead of standard 0-10V dimming.
- 98 347V 50 Hz. instead. Consult factory.
- EI Remote emergency inverter for 100% rated lumen output. Run time: 90 minutes. Not for use with -SS SmartSupply™ driver.

- SS Remote mounted Kirlin SmartSupply™ driver, sold separately. Drives up to 6 fixtures at 38 watts each. Order LPS-1220A (0-10V analog dimming) or LPS-1220D (DMX dimming). See kirlinlighting.com or consult factory for more information.

Color Temperature (CCT)

- 41K Color temperature 4100°K. Consult factory.

Lenses and Trims

- 94 Custom color/finish. Specify. Consult factory.
- GE Green acrylic filter mounted in lens assembly.

Other

- 79 Extension collar for ceilings up to 2" thick.
- 99 Special modification. Consult factory.
- SH Sealed housing and junction box, CCEA Approved.

SUBMITTAL DATA

APPROVAL STAMP

JOB NAME _____
TYPE _____
WATTAGE _____ VOLTAGE _____
CATALOG NUMBER _____

THIS FIXTURE HAS BEEN REPLACED BY LRR-08464-43 (42W) SOME DESIGN FEATURES MAY HAVE CHANGED

LIMITED WARRANTY: CATALOGED KIRLIN FIXTURES ARE WARRANTED FREE OF DEFECTS IN WORKMANSHIP OR MATERIAL FOR THREE YEARS FROM DATE OF PURCHASE. INSTALL TO N.E.C. IN NORMAL USE. Manufacturer of the option will replace or repair such fixture or refund the purchase price on presentation of proof of purchase and defective fixture at the offices of manufacturer within three years of original shipment. Liability of manufacturer is limited to the foregoing and manufacturer shall not be liable for any other damages, direct or indirect, sustained or suffered by purchaser or any person. This warranty is supplied in place of all other warranties, expressed or implied. Seller does not warrant as to merchantability or fitness for a particular use, nor will any oral statement constitute a warranty or amend this specific warranty. Abnormal use, abuse of the fixture, improper installation, or repair or modification of the fixture without prior written authorization from the manufacturer will render the warranty void.