

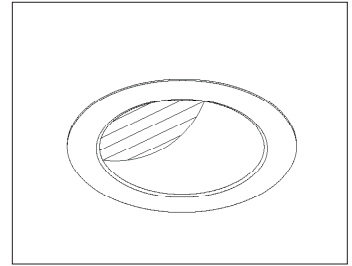
CATALOG #	TYPE	
JOB NAME	WATTAGE	VOLTAGE

4" 4 LED 12 SYSTEM WATTS

LRR-04036

Lensed Wall Wash • LED • Type IC

50,000+ Hour Life • 82 CRI • Air Tight Optional



Specifications

LED Light Engine

- 12 watt LED array. 3500°K standard (or see Options -30K or -41K).
- 450* lumens, 38 lumens per watt (total system).
- 82 CRI, 50,000+ hour life.**
- Fully sustainable: removable for servicing.
- Center beam optics positioned at 25°.

Thermal Management System

- All-aluminum proprietary heat sink, components and housing maximize luminaire's cool operation and long life while minimizing maintenance.

LED Power Supply

- Suitable for outdoor / indoor use. -30°C (-22°F) to 60°C (140°F).
- 120-277V / 50-60Hz standard. Load insensitive.
- Dimming available, see Option -39.

- Kirlin remote SmartSupply™ driver instead, see Option -SS.

Trim

- Specular clear aluminum self-flanged angle cut cone with frosted linear lens on top.
- Optional colors and finishes available.

Acrylic Enamelled Aluminum Housing

- Rustproof and corrosion resistant: Exceeds 1000 hour ASTM 5% salt spray test.
- Shallow depth fits restricted plenums.
- Cool operation. Extends life of all components.
- Fully sustainable: Entire luminaire, including LED light engine, easily visible and serviced through aperture.
- Built-in plaster flange.
- Air Tight design available, see Option -AT.

Outlet Box

- UL listed J-box with insulated removable cover. Prewired 14 GA (NEC) with 1/2" and 3/4" knockouts.

Installation

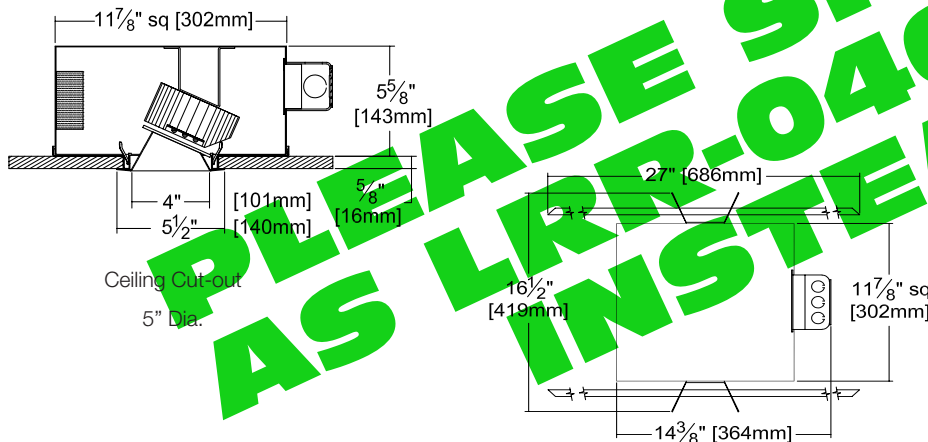
- Recess indoor or outdoor.
- Accommodates ceilings up to 1-1/8" thick.
- 27" galvanized hanger bars with adjustable mounting brackets (2) supplied.
- For residential mounting hardware for wood joist ceilings, see Option -RH.

UL, C-UL (Canada) Listings

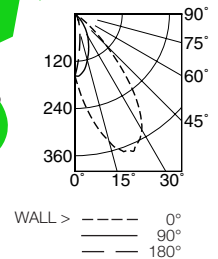
- Wet locations.
- Type IC: for direct contact with insulation.
- Through-branch conductors (4 #12 AWG 90°C) for Type IC Listing.

5 Year Limited Warranty
 • Complete standard fixture.

Performance at a Glance



Lumens: 241
 Beam: ~30°
 Efficiency: 57.8%
 ITL Test: 62226



THE KIRLIN COMPANY

3401 EAST JEFFERSON AVENUE • DETROIT, MICHIGAN 48207-4232
 (313) 259-6400 • Fax: (313) 259-9409 OR (313) 259-3121 • www.kirlinlighting.com

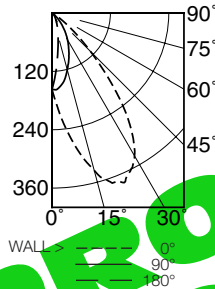
Detailed Photometry - Installed Fixture

Photometry from I.T.L., Boulder, CO

Photometric testing done in accordance with IESNA LM-79-08

LRR-04036

Lumens: 241
Beam: ~30°
Efficiency: 57.8%
ITL Test: 62226



DISTANCE FROM WALL IN FEET	SINGLE FIXTURE				MULTIPLE FIXTURES			
	1'	2'	3'	4'	1' CENTERS	2' CENTERS	3' CENTERS	4' CENTERS
1	0.0	0.2	0.1	0.1	1.7	1.2	0.7	1.2
2	6.9	3.5	2.1	1.7	12.7	10.5	5.9	10.5
3	8.2	7.0	5.0	3.5	17.3	14.6	13.2	14.6
4	4.9	4.2	3.0	2.1	12.4	8.2	8.2	8.2
6	3.0	2.2	1.6	1.1	8.9	5.9	5.8	5.9
7	2.8	2.0	1.4	1.0	6.6	4.3	4.4	4.3
8	1.1	0.7	0.5	0.4	5.2	3.4	3.4	3.4
9	0.6	0.4	0.3	0.2	4.3	2.8	2.8	2.8

THIS PRODUCT IS NO LONGER AVAILABLE. PLEASE SPECIFY LRR-04037-43 INSTEAD.

* LED manufacturers maintain a tolerance of ±7% on flux (lumens) and power (electrical) measurements. Kirlin photometrics are actual test data from Independent Testing Laboratories (ITL) where photometry was measured from 420 lumen light engines (within the established tolerance).
** LED Operating Characteristics: 50,000 hours at 70% lumen maintenance.

Options

LED Power Supply

- 39 Dimmable power supply, 0-10V analog standard. Specify voltage. Consult factory for brand availability and pricing.
- 97 Specify other voltage. Consult factory.
- SS Remote mounted Kirlin SmartSupply™ driver, sold separately. Drives up to 12 fixtures at 20 watts each. Order LPS-1220A (0-10V analog dimming) or LPS-1220D (DMX dimming). See kirlinlighting.com or consult factory for more information.

Trims

- 30 All white acrylic enameled cone. (CP x .95)
- 31 White acrylic enameled cone flange.
- 32 White oversize trim ring. Specify O.D.

- 45 Gasket between trim flange and ceiling.
- 46 Gasket between trim and lens.
- 59 Dark Bronze specular self-flanged cone. (CP x .80)
- 60 Softex Dark Bronze self-flanged cone. (CP x .75)
- 63 Dune specular self-flanged cone. (CP x .93)
- 68 Matte black self-flanged cone. (CP x .70)
- 69 Wheat specular self-flanged cone. (CP x .92)
- 70 Softex Clear self-flanged cone. (CP x .93)
- 71 Softex Dune self-flanged cone. (CP x .89)
- 72 Black specular self-flanged cone. (CP x .80)
- 77 Softex Pewter self-flanged cone. (CP x .85)
- 91 Softex Wheat self-flanged cone. (CP x .88)
- 93 Pewter specular self-flanged cone. (CP x .88)
- 94 Custom color/finish. Specify. Consult factory.

Filter

- AM Amber filter.
- DP Dichroic Peach filter.

- GE Green / Botanical filter.
- HX Hexcel louver.
- MB Medium Blue filter.
- PK Pink / Rose filter.
- XF Custom filter other than shown. Specify.

Other

- 99 Special modification. Consult factory.
- AT Air tight version. Meets ASTM E283 restricted airflow of 2 CFM maximum.
- 30K Color temperature 3000°K instead.
- 41K Color temperature 4100°K. Consult factory.
- RH Residential mounting hardware instead. Suitable for wood joist ceilings with spacing from 14 1/8" to 25 1/8" with 5/8" vertical adjustability.

SUBMITTAL DATA

APPROVAL STAMP

JOB NAME

TYPE

WATTAGE

VOLTAGE

CATALOG NUMBER

LIMITED WARRANTY: KIRLIN LIGHTING FIXTURES ARE WARRANTED FREE OF DEFECTS IN WORKMANSHIP OR MATERIAL FOR THREE YEARS FROM DATE OF PURCHASE. INSTALLATION TO N.E.C. IS NORMAL USE. Manufacturer of the fixture will replace or repair such fixture or refund the purchase price on presentation of proof of purchase and defective fixture at the offices of manufacturer within three years of original shipment. Liability of manufacturer is limited to the foregoing and manufacturer shall not be liable for any other damages, direct or indirect, sustained or suffered by purchaser or any person. This warranty is supplied in place of all other warranties, expressed or implied. Seller does not warrant as to merchantability or fitness for a particular use, nor will any oral statement constitute a warranty or amend this specific warranty. Abnormal use, abuse of the fixture, improper installation, or repair or modification of the fixture without prior written authorization from the manufacturer will render the warranty void.