

CATALOG #	TYPE
JOB NAME	WATTAGE VOLTAGE

9" 1 T4 500 WATT MAXIMUM

ISR-09067

Surface, Pendant or Wall Bracket for High Ceiling Areas

Specifications

Lamp

- Designed for 1 vertical frosted T4 tungsten halogen lamp (by others): 500 watt maximum.
- See Option -43 for lower wattage.

Lampholder

- Mini-candelabra heat resistant screw base mounted in exclusive extruded aluminum heat sink to maximize dissipation of lamp base heat.

Reflectors

- Upper: Specular Alzak® ellipsoidal aluminum for precise control of source.
- Lower: Low brightness clear specular parabolic Alzak aluminum cone, self-flanged.
- Optional self-flanged lower cone finishes and colors available.
- Radiation cooling by design.

Lens

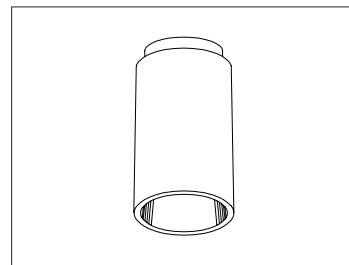
- Tempered prismatic glass lens mounted to upper reflector (1.0 SC).

Aluminum Housing

- Seamless white acrylic enameled.
- Rustproof: Exceeds 1000 hour ASTM 5% salt spray test.
- No visible cylinder hardware.
- Lightweight: Minimizes ceiling load.
- Cool operation: Extends component life.

Installation

- Center point mounting with QuickMount 2" extension collar (surface mount only); provides convection cooling and rapid installation.
- Pendant or wall bracket mount available.
- Indoor or outdoor for covered ceiling use. For wet label in uncovered areas, add Option -89.



Surface Round
Open
Appearance
Dual Reflector

UL C-UL (Canada) Listings

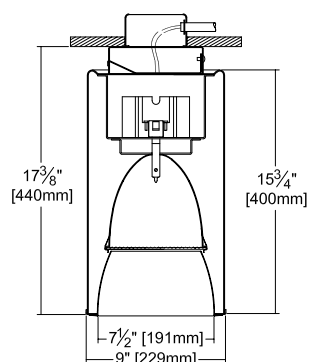
- Wet, damp or dry locations, covered ceilings.
- With Option -89: Wet, damp or dry locations, uncovered areas.
- 90°C minimum supply wire.

Three Year Limited Warranty

- Complete standard fixture.

Performance at a Glance

ISR-09067



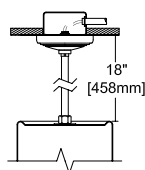
Cone of Light Key

- Ft. Distance from fixture
FC Footcandles at nadir (0°)
Dia. Circle of light at 50% of FC

* Dia. (in ft.) shown is where FC value is half the FC at nadir.



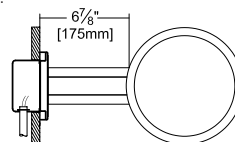
Exceptional
Energy
Efficiency



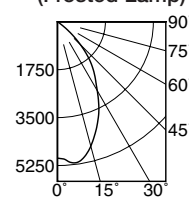
Representative Views:

(Left) With optional pendant mount (Option -PM)

(Right) With optional wall bracket (Option -WB)



ISR-09067
(Frosted Lamp)



SC = 1.0
EFFICIENCY: 59.3%
ITL TEST #54819

Cone of Light*

Dist.	FC	Dia.
6	138.3	5.9
8	77.8	7.8
10	49.8	9.8
12	34.6	11.7
14	25.4	13.7
16	19.4	15.7

CAUTION: SINGLE ENDED T4 HALOGEN LAMPS MUST BE STARTED AT OR NEAR FULL VOLTAGE (120V) BEFORE DIMMING TO ENSURE MAXIMUM LIFE AND PERFORMANCE.

KIRLIN RECOMMENDS FROSTED T4 HALOGEN LAMPS BY USHIO, GE OR SYLVANIA ONLY

THE KIRLIN COMPANY

3401 EAST JEFFERSON AVENUE • DETROIT, MICHIGAN 48207-4232
(313) 259-6400 • Fax: (313) 259-9409 OR (313) 259-3121 • www.kirlinlighting.com

TUNGSTEN HALOGEN &
INCANDESCENT LIGHTING

MAXIMUM WATTAGE

500

CATALOG NUMBER

ISR-09067

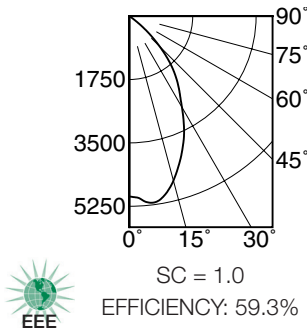
DUE TO OUR CONTINUING EFFORT TO IMPROVE PRODUCTS, TECHNICAL INFORMATION IS SUBJECT TO CHANGE WITHOUT NOTICE.

Alzak® is a registered trademark of ALCOA.

Detailed Photometry - Installed Fixture

Photometry from I.T.L., Boulder, CO

ISR-09067 (500 Watt)



CANDLEPOWER DISTRIBUTION					
	0.0	22.5	45.0	67.5	90.0
0	4979	4979	4979	4979	4979
5	5145	5145	5145	5145	5145
15	4703	4703	4703	4703	4703
25	3576	3576	3576	3576	3576
35	2362	2362	2362	2362	2362
45	1185	1185	1185	1185	1185
55	99	99	99	99	99
65	13	13	13	13	13
75	8	8	8	8	8
85	2	2	2	2	2
90	0	0	0	0	0

COEFFICIENTS OF UTILIZATION							
RF	20						
RC	80				50		
RW	70	50	30	10	50	30	10
1	67	65	64	62	61	60	59
2	63	60	57	55	57	55	53
3	60	55	52	50	53	51	48
4	56	51	48	45	49	46	44
5	53	47	44	41	46	43	40
6	50	44	40	37	43	39	37
7	47	41	37	34	40	37	34
8	44	38	34	32	37	34	32
9	42	36	32	29	35	32	29
10	40	34	30	27	33	30	27

ITL TEST #54819

Options

Wattage and Voltage

- 43 Lower wattage 250 T4 DCB socket (CP x .47).
- 58 With Option -43 only. 277/120 volt stepdown transformer for 277 volt line input, prewired into fixture.

Lenses and Trims

- 16 Champagne Gold specular Alzak lower cone. (CP x .95)
- 30 All white lower cone. (CP x .95)
- 63 Dune specular Alzak lower cone. (CP x .93)
- 69 Wheat specular Alzak lower cone. (CP x .92)
- 70 Softex clear lower cone. (CP x .92)
- 71 Softex Dune lower cone. (CP x .89)
- 72 Black specular Alzak lower cone. (CP x .80)
- 91 Softex Wheat lower cone. (CP x .88)

- 93 Pewter specular Alzak lower cone. (CP x .88)
- 94 Custom color/finish. Specify. Consult factory.
- OG OptiGroove black seamless tapered aluminum lower cone. White trim, self-flanged. (CP x .83)

Luminaire (Housing) Finishes

- 35 Natural aluminum acrylic enamel.
- 37 Dark Bronze acrylic enamel.
- 38 Black acrylic enamel.
- 94 Custom color/finish. Specify. Consult factory.

Mounting

- 54 Safety cable through pendant stem and 12" beyond. Use with -PM.
- 87 Custom pendant length. Specify. (Pendant length up to 4' or consult factory.) Use with Option -PM.
- 88 Swivel canopy for sloped ceilings up to 40°.

- Earthquake rated. Use with -PM.
- 89 Sealed top WeatherCap. Must add to Options -PM and -WB for wet label listing.
- PM Pendant mount. 3/8" T.S. x 18" stem or see Option -87. Must add Option -89 for wet label listing. Also see -88.
- WB Wall bracket mount. Must add Option -89 for wet label listing.

Other

- 99 Special modification. Consult factory.
- LP With frosted lamp. 500W mini-can (or 250W DCB for use with -43 only). Specify.

SUBMITTAL DATA

JOB NAME

TYPE

WATTAGE

VOLTAGE

CATALOG NUMBER

APPROVAL STAMP