

Slender 9" Cylinders for Retail, Church, Atrium Lighting

Specifications

Lamp

- Designed for 1 vertical frosted T4 tungsten halogen lamp (by others): 250 watt maximum.

Lampholder

- Double contact bayonet. Heat resistant.
- Lamp socket bracket designed as heat sink.

Reflectors

- Upper: Specular Alzak® ellipsoidal aluminum for precise control of source.
- Lower: Low brightness clear specular parabolic Alzak aluminum cone, self-flanged.
- Optional self-flanged lower cone finishes and colors available.
- Radiation cooling by design.

Lens

- Tempered prismatic glass lens mounted to upper reflector (0.9 SC).

Aluminum Housing

- Seamless white acrylic enameled. Rustproof: Exceeds 1000 hour ASTM 5% salt spray test.
- No visible cylinder hardware.
- Lightweight: Minimizes ceiling load.
- Cool operation: Extends component life.

Installation

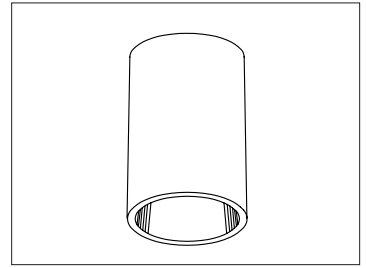
- Center point mounting for snug fit to ceiling. Mounting hardware included.
- 2" collar for surface J-box mount. (Option -80).
- Pendant or wall bracket mount available.
- Indoor or outdoor for covered ceiling use. For wet label in uncovered areas, add Option -89.

UL, C-UL (Canada) Listings

- Wet, damp or dry locations, covered ceilings.
- With Option -89: Wet, damp or dry locations, uncovered areas.
- 90°C minimum supply wire.

Three Year Limited Warranty

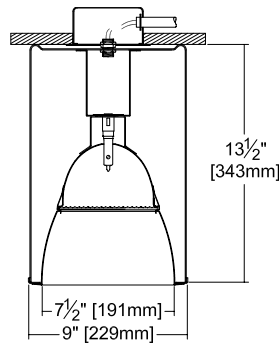
- Complete standard fixture.



Recessed Round
Open
Appearance
Dual Reflector

Performance at a Glance

ISR-09065



Cone of Light Key

- Ft. Distance from fixture
- FC Footcandles at nadir (0°)
- Dia. Circle of light at 50% of FC

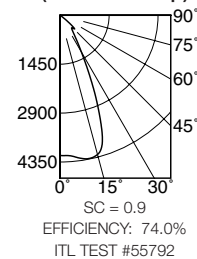
* Dia. (in ft.) shown is where FC value is half the FC at nadir.



Exceptional
Energy
Efficiency

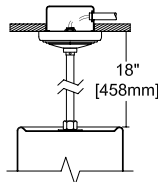
CAUTION: SINGLE ENDED T4 HALOGEN LAMPS MUST BE STARTED AT OR NEAR FULL VOLTAGE (120 V) BEFORE DIMMING TO ENSURE MAXIMUM LIFE AND PERFORMANCE.

ISR-09065
(Frosted Lamp)



Cone of Light*

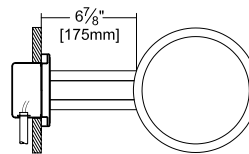
Dist.	FC	Dia.
6	115.5	5.2
8	65.0	6.9
10	41.6	8.6
12	28.9	10.4
14	21.2	12.1
16	16.2	13.8



Representative Views:

(Left) With optional pendant mount (Option -PM)

(Right) With optional wall bracket (Option -WB)



KIRLIN RECOMMENDS FROSTED T4 HALOGEN LAMPS BY USHIO, GE OR SYLVANIA ONLY

THE KIRLIN COMPANY

3401 EAST JEFFERSON AVENUE • DETROIT, MICHIGAN 48207-4232
(313) 259-6400 • Fax: (313) 259-9409 OR (313) 259-3121 • www.kirlinlighting.com

TUNGSTEN HALOGEN &
INCANDESCENT LIGHTING

MAXIMUM WATTAGE

250

CATALOG NUMBER

ISR-09065

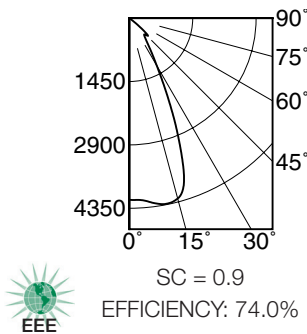
DUE TO OUR CONTINUING EFFORT TO IMPROVE PRODUCTS, TECHNICAL INFORMATION IS SUBJECT TO CHANGE WITHOUT NOTICE.

Alzak® is a registered trademark of ALCOA.

Detailed Photometry - Installed Fixture

Photometry from I.T.L., Boulder, CO

ISR-09065 (250 Watt)



CANDLEPOWER DISTRIBUTION					
	0.0	22.5	45.0	67.5	90.0
0	4159	4159	4159	4159	4159
5	4194	4194	4194	4194	4194
15	4273	4273	4273	4273	4273
25	2244	2244	2244	2244	2244
35	767	767	767	767	767
45	557	557	557	557	557
55	23	23	23	23	23
65	2	2	2	2	2
75	2	2	2	2	2
85	0	0	0	0	0
90	0	0	0	0	0

COEFFICIENTS OF UTILIZATION							
RF	20						
RC	80				50		
RW	70	50	30	10	50	30	10
1	84	82	80	79	77	76	75
2	80	76	73	71	73	71	69
3	76	71	68	65	68	66	63
4	72	67	63	60	64	61	59
5	69	63	58	55	61	57	54
6	65	59	54	51	57	53	51
7	62	55	51	48	54	50	48
8	59	52	48	45	51	47	45
9	57	50	45	42	48	45	42
10	54	47	43	40	46	42	40

ITL TEST #55792

Options

Wattage and Voltage

- 58 277/120 volt stepdown transformer for 277 volt line input, prewired into fixture.

Lenses and Trims

- 16 Champagne Gold specular Alzak lower cone. (CP x .95)
- 30 All white lower cone. (CP x .95)
- 63 Dune specular Alzak lower cone. (CP x .93)
- 69 Wheat specular Alzak lower cone. (CP x .92)
- 70 Softex clear lower cone. (CP x .92)
- 71 Softex Dune lower cone. (CP x .89)
- 72 Black specular Alzak lower cone. (CP x .80)
- 91 Softex Wheat lower cone. (CP x .88)
- 93 Pewter specular Alzak lower cone. (CP x .88)
- 94 Custom color/finish. Specify. Consult factory.

- OG OptiGroove black seamless tapered aluminum lower cone. White trim, self-flanged. (CP x .83)

Luminaire (Housing) Finishes

- 35 Natural aluminum acrylic enamel.
- 37 Dark Bronze acrylic enamel.
- 38 Black acrylic enamel.
- 94 Custom color/finish. Specify. Consult factory.

Mounting

- 54 Safety cable through pendant stem and 12" beyond. Use with -PM.
- 80 2" collar for mounting beneath surface outlet box. 1/2" T.S. KO's.
- 87 Custom pendant length. Specify. (Pendant length up to 4' or consult factory.) Use with Option -PM.

- 88 Swivel canopy for sloped ceilings up to 40°. Earthquake rated. Use with -PM.
- 89 Sealed top WeatherCap. Must add to Options -PM and -WB for wet label listing.
- PM Pendant mount. 3/8" T.S. x 18" stem or see Option -87. Must add Option -89 for wet label listing. Also see -88.
- QM QuickConnect mount for indoor (damp or dry) use only.
- WB Wall bracket mount. Must add Option -89 for wet label listing.

Other

- 99 Special modification. Consult factory.
- LP With frosted DCB lamp. Specify wattage and color temperature.

SUBMITTAL DATA

JOB NAME

TYPE

WATTAGE

VOLTAGE

CATALOG NUMBER

APPROVAL STAMP