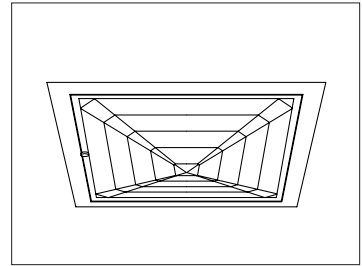


CATALOG #	TYPE	
JOB NAME	WATTAGE	VOLTAGE

12" x 12" 1 A23 200 WATT MAXIMUM Type IC - IRS-12153

Type IC K-Lens Downlight



Specifications

Lamp / Socket

- Designed for one horizontal frosted incandescent lamp (by others): 200W maximum A23.
- Dimmable (controls by others).
- Glazed porcelain medium base socket.

Reflector

- GlasSurfaced™ multi-faceted specular aluminum.

Trim Assembly

- Tempered prismatic shock-resisting spread Kirlin lens. See Options for other lenses available.
- Rustfree polished nickel stainless door (304-L) and captive thumb screw. Concealed hinges for fast relamping.
- Attractively beveled cast aluminum frame tooled to ensure close fit with door. White acrylic finish.

Aluminum Housing

- Cool. Acrylic enameled 100% aluminum.
- Rustproof and corrosion resistant: Exceeds 1000 hour ASTM 5% salt spray test.

- Dissipates heat across entire surface area extending component life.
- Entire luminaire visible and serviceable from below through aperture.

Outlet Box and Thermal Protection

- UL listed J-box with insulated removable cover. Prewired 14 GA (NEC) with 1/2" and 3/4" knockouts.
- Thermal protector (per current NEC) provides automatic cut-off if rated wattage is exceeded.

Installation

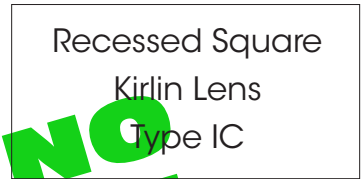
- 27" galvanized hanger bars supplied (2)
- Fully adjustable universal galvanized mounting brackets supplied (2)
- Recesses indoor or outdoor in covered ceilings.

UL, C-UL (Canada) Listings

- Wet, damp or dry locations, covered ceilings.
- Through-branch conductors (6 #12 AWG 90°C).
- Type IC. Approved for direct contact with insulation.

Three Year Limited Warranty

- Complete standard fixture.



Recessed Square
Kirlin Lens
Type IC



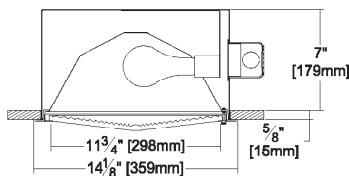
Premier Product



Type IC

Performance at a Glance

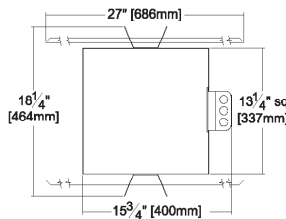
IRS-12153: Type IC



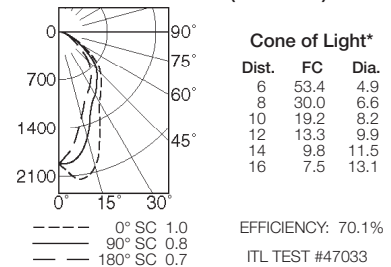
Ceiling Cut-out
13 1/2" Sq.



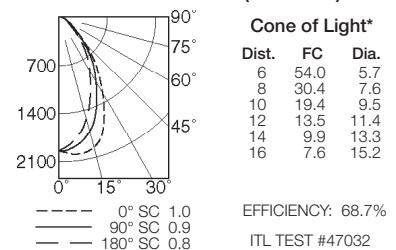
Exceptional Energy Efficiency



IRS-12153 (200 Watt)



IRS-12153-15 (200 Watt)



Cone of Light Key
Ft. Distance from fixture
FC Footcandles at nadir (0°)
Dia. Circle of light at 50% of FC

* Dia. (in ft.) shown is where FC value is half the FC at nadir.

THE KIRLIN COMPANY

3401 EAST JEFFERSON AVENUE • DETROIT, MICHIGAN 48207-4232
(313) 259-6400 • Fax: (313) 259-9409 OR (313) 259-3121 • www.kirlinlighting.com

TUNGSTEN HALOGEN &
INCANDESCENT LIGHTING

MAXIMUM WATTAGE

200

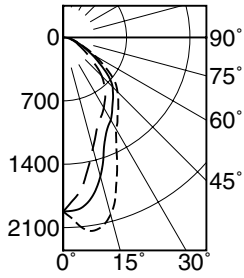
CATALOG NUMBER

IRS-12153

Detailed Photometry - Installed Fixture

Photometry from I.T.L., Boulder, CO

IRS-12153 (200 Watt)



--- 0° SC 1.0
— 90° SC 0.8
- - - 180° SC 0.7

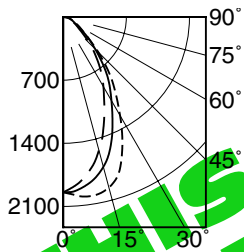
EFFICIENCY : 70.1%

CANDLEPOWER DISTRIBUTION					
	0.0	45.0	90.0	135.0	180.0
0	1922	1922	1922	1922	1922
5	2089	2048	1906	1799	1753
15	2024	1843	1588	1225	1267
25	1397	1216	1138	810	978
35	1048	779	946	553	810
45	849	480	773	357	603
55	563	298	481	238	332
65	274	177	245	141	180
75	125	90	118	75	96
85	38	29	32	23	22
90	10	5	8	4	2

COEFFICIENTS OF UTILIZATION							
RF	20						
RC	80			50			
RW	70	50	30	10	50	30	10
1	78	75	72	70	70	59	67
2	72	67	63	59	63	50	57
3	66	60	55	51	57	53	50
4	62	54	49	45	52	47	44
5	57	49	44	40	47	43	39
6	53	45	41	36	43	39	35
7	50	42	36	32	40	35	32
8	47	39	33	29	37	33	29
9	44	36	31	27	35	30	27
10	42	35	29	25	32	28	25

ITL TEST #47033

IRS-12153-15 (200 Watt)



--- 0° SC 1.0
— 90° SC 0.9
- - - 180° SC 0.8

EFFICIENCY : 68.7%

CANDLEPOWER DISTRIBUTION					
	0.0	45.0	90.0	135.0	180.0
0	1943	1943	1943	1943	1943
5	1993	1974	1921	1875	1856
15	1957	1890	1720	1605	1529
25	1553	1561	1293	1183	1079
35	1002	1033	885	792	726
45	548	563	501	439	416
55	260	292	245	238	200
65	137	143	130	124	111
75	84	85	77	71	67
85	24	23	23	20	22
90	0	0	0	0	0

COEFFICIENTS OF UTILIZATION							
RF	20						
RC	80			50			
RW	70	50	30	10	50	30	10
1	77	74	72	70	70	68	66
2	71	67	63	60	63	60	58
3	66	61	56	53	58	54	51
4	62	55	50	47	53	49	46
5	58	51	46	42	49	44	41
6	54	47	42	38	45	41	37
7	51	43	38	34	42	37	34
8	48	40	35	32	39	34	31
9	45	37	32	29	36	32	29
10	43	35	30	27	34	30	27

ITL TEST #47032

Options

Wattage and Voltage

- 58 277/120 volt stepdown transformer for 277 volt line input, prewired into fixture.

Lenses and Trims

- 15 Prismatic C#73 tempered glass lens.
- 18 Opal flat glass. Not enameled. Diffusing.
- 20 White aluminum 1/2" cube egg-crate louver.

- 26 Tamper-resistant button head recessed hex screw with center pin and 1 key / 10 fixtures. Also see Option -27.
- 27 Vandal resistant tempered prismatic C#73 spread lens above 1/4" clear tempered glass.
- 32 White oversize trim extender. Specify size.
- 45 Gasket between ceiling and trim frame.
- 46 Gasket between door and trim frame.

- 94 Custom color/finish. Specify. Consult factory.
- DG Die formed steel Drop Guard with C#73 tempered glass lens.

Other

- 47 Wet plaster frame for wet plaster ceiling.
- 99 Special modification. Consult factory.

SUBMITTAL DATA

APPROVAL STAMP

JOB NAME
TYPE
WATTAGE VOLTAGE
CATALOG NUMBER

LIMITED WARRANTY: CATALOGED KIRLIN FIXTURES ARE WARRANTED FREE OF DEFECTS IN WORKMANSHIP OR MATERIAL FOR THREE YEARS FROM DATE OF PURCHASE. INSTALL TO N.E.C. IN NORMAL USE. Manufacturer of the fixture will replace or repair such fixture or refund the purchase price on presentation of proof of purchase and defective fixture at the offices of manufacturer within three years of original shipment. Liability of manufacturer is limited to the foregoing and manufacturer shall not be liable for any other damages, direct or indirect, sustained or suffered by purchaser or any person. This warranty is subject to the buyer in place of all other warranties, expressed or implied. Seller does not warrant as to merchantability or fitness for a particular use, nor will any oral statement constitute a warranty or amend the specific warranty. Abnormal use, abuse of the fixture, improper installation, or repair or modification of the fixture without prior written authorization from the manufacturer will render the warranty void.