

CATALOG #	TYPE	
JOB NAME	WATTAGE	VOLTAGE

10" x 10" 1 A21 150 WATT MAXIMUM Type IC - IRS-10152

Type IC K-Lens Downlight

Specifications

Lamp / Socket

- Designed for one horizontal frosted incandescent lamp (by others):
150W maximum A21.
- Dimmable (controls by others).
- Glazed porcelain medium base socket.

Reflector

- GlasSurfaced™ multi-faceted specular aluminum.

Trim Assembly

- Tempered prismatic shock-resisting spread Kirlin lens. See Options for other lenses available.
- Rustfree polished nickel stainless door (304-L) and captive thumb screw. Concealed hinges for fast relamping.
- Attractively beveled cast aluminum frame tooled to ensure close fit with door. White acrylic finish.

Aluminum Housing

- Cool. Acrylic enameled 100% aluminum.
- Rustproof and corrosion resistant: Exceeds 1000 hour ASTM 5% salt spray test.

- Dissipates heat across entire surface area extending component life.
- Entire luminaire visible and serviceable from below through aperture.

Outlet Box and Thermal Protection

- UL listed J-box with insulated removable cover. Prewired 14 GA (NEC) with 1/2" and 3/4" knockouts.
- Thermal protector (per current NEC) provides automatic cut-off if rated wattage is exceeded.

Installation

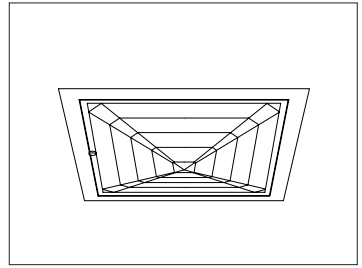
- 27" galvanized hanger bars supplied (2).
- Fully adjustable universal galvanized mounting brackets supplied (2).
- Recesses indoor or outdoor in covered ceilings.

UL, C-UL (Canada) Listings

- Wet, damp or dry locations, covered ceilings.
- Through-branch conductors (6 #12 AWG 90°C).
- Type IC. Approved for direct contact with insulation.

Three Year Limited Warranty

- Complete standard fixture.



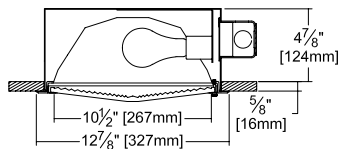
Recessed Square
Kirlin Lens
Shallow Plenum



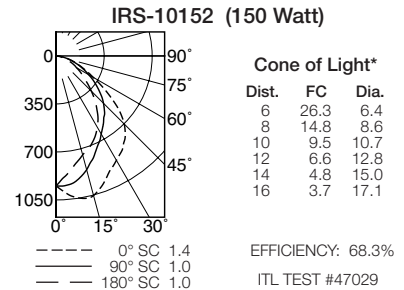
Type IC

Performance at a Glance

IRS-10152: Type IC

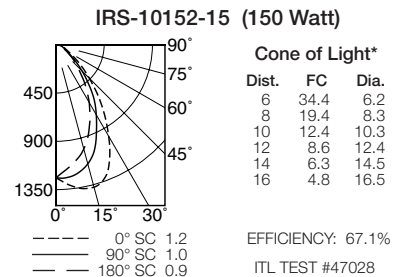
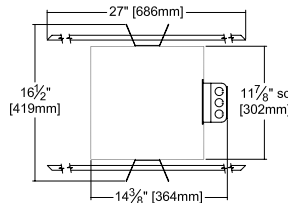


Ceiling Cut-out
12 1/4" Sq.



Cone of Light Key
Ft. Distance from fixture
FC Footcandles at nadir (0°)
Dia. Circle of light at 50% of FC

* Dia. (in ft.) shown is where FC value is half the FC at nadir.



THE KIRLIN COMPANY

3401 EAST JEFFERSON AVENUE • DETROIT, MICHIGAN 48207-4232
(313) 259-6400 • Fax: (313) 259-9409 OR (313) 259-3121 • www.kirlinlighting.com

TUNGSTEN HALOGEN &
INCANDESCENT LIGHTING

MAXIMUM WATTAGE

150

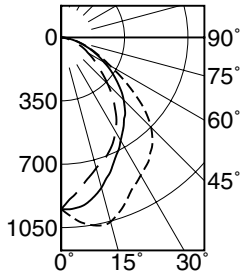
CATALOG NUMBER

IRS-10152

Detailed Photometry - Installed Fixture

Photometry from I.T.L., Boulder, CO

IRS-10152 (150 Watt)



--- 0° SC 1.4
— 90° SC 1.0
- - 180° SC 1.0



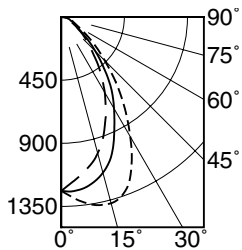
EFFICIENCY : 68.3%

CANDLEPOWER DISTRIBUTION					
	0.0	45.0	90.0	135.0	180.0
0	948	948	948	948	948
5	1014	997	945	890	871
15	1054	1004	859	745	747
25	925	833	719	593	661
35	839	630	601	456	530
45	702	452	488	328	363
55	441	301	347	215	226
65	223	179	210	129	132
75	102	87	97	63	51
85	30	26	26	16	11
90	5	5	8	4	3

COEFFICIENTS OF UTILIZATION							
RF	20						
RC	80			50			
RW	70	50	30	10	50	30	10
1	75	72	70	67	68	66	64
2	69	64	60	56	60	57	54
3	63	57	52	48	54	50	46
4	59	51	45	41	48	44	40
5	54	46	40	36	44	39	36
6	50	42	36	32	40	35	32
7	47	38	33	29	37	32	28
8	44	35	30	26	34	29	26
9	41	32	27	23	31	27	23
10	39	30	25	21	29	24	21

ITL TEST #47029

IRS-10152-15 (150 Watt)



--- 0° SC 1.2
— 90° SC 1.0
- - 180° SC 0.9



EFFICIENCY : 67.1%

CANDLEPOWER DISTRIBUTION					
	0.0	45.0	90.0	135.0	180.0
0	1239	1239	1239	1239	1239
5	1307	1289	1241	1188	1164
15	1374	1308	1149	1047	1005
25	1183	1136	895	816	755
35	788	781	621	554	492
45	441	423	344	302	280
55	215	216	163	163	145
65	108	110	94	89	81
75	65	66	59	54	48
85	19	20	19	17	16
90	0	0	0	0	0

COEFFICIENTS OF UTILIZATION							
RF	20						
RC	80			50			
RW	70	50	30	10	50	30	10
1	75	72	70	68	68	66	65
2	69	65	61	58	61	59	56
3	65	59	54	51	56	52	50
4	60	54	49	45	51	47	44
5	56	49	44	40	47	43	40
6	53	45	40	36	43	39	36
7	49	42	37	33	40	36	33
8	46	39	34	30	37	33	30
9	44	36	31	28	35	31	28
10	41	33	29	26	33	28	26

ITL TEST #47028

Options

Lenses and Trims

- 14 Drop Opal glass. 1 1/4" deep. Not enameled.
- 15 Prismatic C#73 tempered glass lens.
- 18 Opal flat glass. Not enameled. Diffusing.
- 20 White aluminum 1/2" cube egg-crate louver.
- 26 Tamper-resistant button head recessed hex screw with center pin and 1 key / 10 fixtures. Also see Option -27.
- 27 Vandal resistant tempered prismatic C#73 spread lens above 1/4" clear tempered glass.

- 32 White oversize trim extender. Specify size.
- 45 Gasket between ceiling and trim frame.
- 46 Gasket between door and trim frame.
- 94 Custom color/finish. Specify. Consult factory.
- DG Die formed steel Drop Guard with C#73 tempered glass lens.
- DH Drop Holophane tempered lens instead.

Other

- 47 Wet plaster frame for wet plaster ceiling.
- 99 Special modification. Consult factory.

SUBMITTAL DATA

APPROVAL STAMP

JOB NAME _____
 TYPE _____
 WATTAGE _____ VOLTAGE _____
 CATALOG NUMBER _____

LIMITED WARRANTY: CATALOGED KIRLIN FIXTURES ARE WARRANTED FREE OF DEFECTS IN WORKMANSHIP OR MATERIAL FOR THREE YEARS FROM DATE OF PURCHASE. INSTALL TO N.E.C. IN NORMAL USE. Manufacturer of the option will replace or repair such fixture or refund the purchase price on presentation of proof of purchase and defective fixture at the offices of manufacturer within three years of original shipment. Liability of manufacturer is limited to the foregoing and manufacturer shall not be liable for any other damages, direct or indirect, sustained or suffered by purchaser or any person. This warranty is supplied in place of all other warranties, expressed or implied. Seller does not warrant as to merchantability or fitness for a particular use, nor will any oral statement constitute a warranty or amend the specific warranty. Abnormal use, abuse of the fixture, improper installation, or repair, or modification of the fixture without prior written authorization from the manufacturer will render the warranty void.
 BULLETIN 07TH
 REV MAY 2015