

CATALOG #	TYPE	
JOB NAME	WATTAGE	VOLTAGE

4" 1 MR16 75 WATT MAXIMUM

IRS-04037

Open 2" Pin Hole Adjustable Square • Low Voltage

Specifications

Lamp and Filter Holder

- Designed for one 12 volt MR16 lamp (by others): 75 watt maximum.
- Filter holder with clear tempered glass included. See Options for additional filters (2 filter capacity).

Lampholder

- Heat resistant GX5.3 base porcelain socket.
- 300°C rated double wipe nickel plated contacts provide secure fit and optimal conductivity.
- Securely mounted within aluminum heat sink: protects lamp base, maintains secure fit.
- Insulated lead wires suitable for 250°C operation.

Lamp Module - Center Beam Positioning

- Hot aiming by hand or screwdriver provides locking adjustability from 0° to 45° in precise 1° increments.
- Accommodates sloped ceilings up to 45°.
- Full 365° locking rotational disk indexed for optimal lamp-trim position.
- Black concealment shroud screens fixture interior.
- All aluminum for maximum heat dissipation

and cool operation of entire lamp-socket-trim module.

WhisperPack™ Encapsulated Transformer

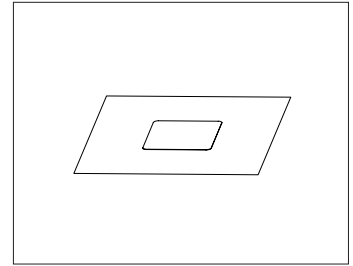
- Exclusive WhisperPack™ isolates and envelops transformer with proprietary heat and sound absorbing material.
- Provides longer life and cooler, quieter operation. Easily accessible through ceiling aperture.
- Electronic dimmable stepdown (120V/12V) 90°C AC transformer. See Options for magnetic or toroidal versions and for 277 volt operation.

Pin Hole Trim

- White die cast square flat aluminum. Low brightness black inner bevel and angle cut cone. Optional trim colors, finishes and downlight cone versions available.

Acrylic Enameled Aluminum Housing

- Rustproof and corrosion resistant: Exceeds 1000 hour ASTM 5% salt spray test.
- Shallow depth fits restricted plenums.
- Cool operation: Extends life of all components.
- Entire luminaire easily serviced through aperture.
- Built-in plaster flange.
- For Air Tight or Top Access, see Options.



Outlet Box and Thermal Protection

- UL listed J-box with insulated removable cover. Prewired 14GA (NEC) with ½" and ¾" knockouts.
- Thermal protector (per current NEC) provides automatic cut-off if rated temperature is exceeded.

Installation

- Recesses indoor or outdoor in covered locations.
- Accommodates ceilings up to 1¼" thick.
- Hardware provided suitable for grid or wood joist ceilings with spacing from 14½" to 25⅞" with ⅝" vertical adjustability.
- For downlight square trim instead, see Option -DL.

UL, C-UL (Canada) Listings

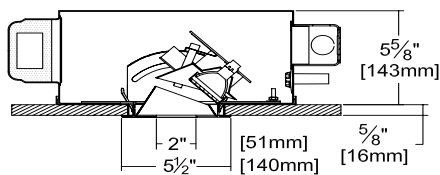
- Wet, damp or dry locations, covered ceilings.
- Through-branch conductors (6 #12 AWG 90°C).

Three Year Limited Warranty

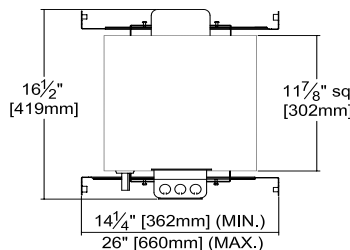
- Complete standard fixture.

Performance at a Glance

IRS-04037

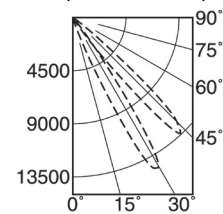


Ceiling Cut-out
5" Dia.



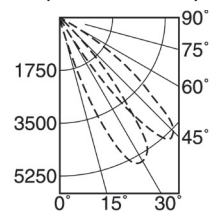
Air Tight

IRS-04037
(50 Watt SP10)



EFFICIENCY: 51.7% (30°)
47.2% (45°)
ITL TEST #58950, 58952

IRS-04037
(50 Watt NFL25)



EFFICIENCY: 58.5% (30°)
54.2% (45°)
ITL TEST #58956, 58958



Exceptional
Energy
Efficiency

For downlight square trim instead,
see Option -DL

THE KIRLIN COMPANY

3401 EAST JEFFERSON AVENUE • DETROIT, MICHIGAN 48207-4232
(313) 259-6400 • Fax: (313) 259-9409 OR (313) 259-3121 • www.kirlinlighting.com

LOW VOLTAGE TUNGSTEN
HALOGEN LIGHTING

MAXIMUM WATTAGE

75

CATALOG NUMBER

IRS-04037

DUE TO OUR CONTINUING EFFORT TO IMPROVE PRODUCTS, TECHNICAL
INFORMATION IS SUBJECT TO CHANGE WITHOUT NOTICE.

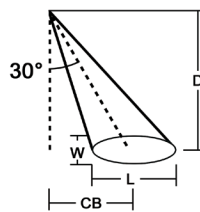
Photometry - Installed Fixture

Photometry from I.T.L., Boulder, CO

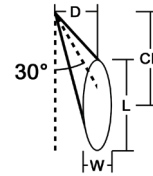
D: Distance (in feet) to floor or wall.
 FC: Max. footcandles on surface within effective visual beam. (Visual beam is 50% of max. FC.)
 L: Effective visual beam length in feet.
 W: Effective visual beam width (in feet).
 CB: Distance (in feet) to center beam.

Lamp Angle

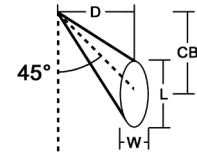
FC on Horizontal Plane



FC on Vertical Plane



FC on Vertical Plane

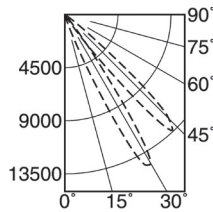


IRS-04037 (50 Watt)

LAMP: OSRAM SYLVANIA
 50MR16/IR/SP10/C

TRIM: Open Pin Hole

EFFIC: 51.7% (30°)
 47.2% (45°)



D	FC	L	W	CB
4.0	572	1.0	0.8	2.3
6.0	254	1.5	1.2	3.5
7.0	187	1.7	1.3	4.0
8.0	143	1.9	1.5	4.6
9.0	113	2.2	1.7	5.2
10.0	91	2.4	1.9	5.8
12.0	64	2.9	2.3	6.9
14.0	47	3.4	2.7	8.1

ITL TEST: #58950

D	FC	L	W	CB
2.0	465	1.3	0.7	3.5
3.0	207	1.9	1.0	5.2
4.0	116	2.6	1.4	6.9
5.0	74	3.2	1.7	8.7
6.0	52	3.9	2.1	10.4
8.0	29	5.2	2.8	13.9
10.0	19	6.5	3.4	17.3
12.0	13	7.8	4.1	20.8

ITL TEST: #58950

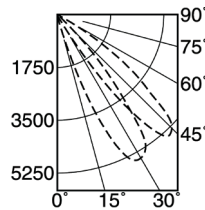
D	FC	L	W	CB
2.0	1101	0.7	0.6	2.0
3.0	489	1.1	0.8	3.0
4.0	275	1.5	1.1	4.0
5.0	176	1.8	1.4	5.0
6.0	122	2.2	1.7	6.0
8.0	69	2.9	2.2	8.0
10.0	44	3.6	2.8	10.0
12.0	31	4.4	3.4	12.0

ITL TEST: #58952

LAMP: OSRAM SYLVANIA
 50MR16/IR/NFL25

TRIM: Open Pin Hole

EFFIC: 58.5% (30°)
 54.2% (45°)



D	FC	L	W	CB
4.0	239	1.7	1.6	2.3
6.0	106	2.6	2.4	3.5
7.0	78	3.0	2.8	4.0
8.0	60	3.4	3.2	4.6
9.0	47	3.8	3.6	5.2
10.0	38	4.3	4.0	5.8
12.0	27	5.1	4.8	6.9
14.0	20	6.0	5.6	8.1

ITL TEST: #58956

D	FC	L	W	CB
2.0	233	1.9	1.2	3.5
3.0	104	2.8	1.9	5.2
4.0	58	3.8	2.5	6.9
5.0	37	4.7	3.1	8.7
6.0	26	5.7	3.7	10.4
8.0	15	7.6	5.0	13.9
10.0	9	9.4	6.2	17.3
12.0	6	11.3	7.4	20.8

ITL TEST: #58956

D	FC	L	W	CB
2.0	483	1.3	1.0	2.0
3.0	215	1.9	1.5	3.0
4.0	121	2.5	2.0	4.0
5.0	77	3.2	2.5	5.0
6.0	54	3.8	3.0	6.0
8.0	30	5.1	4.0	8.0
10.0	19	6.4	5.0	10.0
12.0	13	7.6	5.9	12.0

ITL TEST: #58958

Options

Transformer, Wattage and Voltage

- 58 For 277 volt line input.
- MG Magnetic (conventional) transformer instead.
- TD Toroidal magnetic transformer instead.

Trims

- 32 White oversize trim extender. Specify size.
- 35 Natural aluminum acrylic enameled finish.
- 37 Dark Bronze acrylic enameled finish.
- 38 Black acrylic enameled finish.
- 45 Gasket between trim flange and ceiling.
- 79 Collar for ceilings up to 2 5/8" or consult factory.

- 94 Custom color/finish. Specify part(s). Consult factory.
- BN Brushed satin nickel finish.

Filters (Specify 1 or 2; 1 clear provided)

- AM Amber filter.
- DP Dichroic Peach filter.
- GE Green / Botanical filter.
- HX Hexcel louver.
- LN Linear glass filter.
- MB Medium Blue filter.
- MP Softening microprismatic filter.
- PF Crystal prismatic filter.

- PK Pink / Rose filter.
- UF Ultraviolet filter.
- XF Filter other than shown. Specify make/model.

Top Access

- TA For servicing from above.

Other

- 99 Special modification. Consult factory.
- AT Air tight version. Exceeds ASTM E283 restricted airflow of 2 CFM maximum.
- DL Downlight square trim instead. Clear specular finish standard or add optional trim selection.

SUBMITTAL DATA

JOB NAME

TYPE

WATTAGE

VOLTAGE

CATALOG NUMBER

APPROVAL STAMP

LIMITED WARRANTY: CATALOGED KIRLIN FIXTURES ARE WARRANTED FREE OF DEFECTS IN WORKMANSHIP OR MATERIAL FOR THREE YEARS FROM DATE OF PURCHASE. INSTALLED TO N.E.C. IN NORMAL USE. Manufacturer at the option will replace or repair such fixture or refund the purchase price on presentation of proof of purchase and defective fixture at the offices of original shipper. Liability of manufacturer is limited to the foregoing, and manufacturer shall not be liable for any other damages, direct or indirect, sustained or suffered by purchaser or any person. This warranty is supplied to the buyer in place of all other warranties, expressed or implied. Seller does not warrant as to merchantability or fitness for a particular use, nor will any oral statement constitute a warranty or amend this specific warranty. Abnormal use, abuse of the fixture without prior written authorization from the manufacturer will render the warranty void.