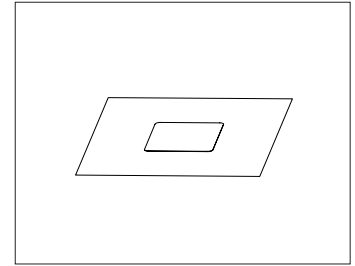


CATALOG #	TYPE	
JOB NAME	WATTAGE	VOLTAGE

4" 1 MR16 50 WATT MAXIMUM

Type IC - IRS-04034

Open Appearance Lensed 2" Pin Hole Downlight • Square • Low Voltage



Specifications

Lamp and Optional Filter Holder

- Designed for one 12 volt MR16 lamp (by others): 50 watt maximum.
- For filter holder and up to 2 filters, see Options.

Lampholder

- Heat resistant GX5.3 base porcelain socket.
- 300°C rated double wipe nickel plated contacts provide secure fit and optimal conductivity.
- Securely mounted within aluminum heat sink: protects lamp base, maintains secure fit.
- Insulated lead wires suitable for 250°C operation.

Lamp Module

- All aluminum for maximum heat dissipation and cool operation of entire lamp-socket-trim module.

WhisperPack™ Encapsulated Transformer

- Exclusive WhisperPack™ isolates and envelops transformer with proprietary heat and sound absorbing material.

- Provides longer life and cooler, quieter operation. Easily accessible through ceiling aperture.
- Electronic dimmable stepdown (120V/12V) 90°C AC transformer. See Options for magnetic or toroidal versions and for 277 volt operation.

Pin Hole Trim

- White die cast square flat aluminum. Low brightness black inner bevel and cone. Clear tempered lens on top of cone. Optional cone or trim mounted lenses; trim colors and finishes available.

Acrylic Enameled Aluminum Housing

- Rustproof and corrosion resistant: Exceeds 1000 hour ASTM 5% salt spray test.
- Dual housing design includes air chamber for maximum heat dissipation.
- Cool operation: Extends life of all components.
- Entire luminaire easily serviced through aperture.
- Built-in plaster flange.
- For Air Tight or Top Access, see Options.

Outlet Box and Thermal Protection

- UL listed J-box with insulated removable

cover. Prewired 14GA (NEC) with ½" and ¾" knockouts.

- Thermal protector (per current NEC) provides automatic cut-off if rated wattage is exceeded.

Installation

- Recesses indoor or outdoor in covered locations.
- Accommodates ceilings up to 1¼" thick.
- Hardware provided suitable for grid or wood joist ceilings with spacing from 14⅞" to 25⅞" with ⅝" vertical adjustability.
- For adjustable version see IRS-04046.

UL, C-UL (Canada) Listings

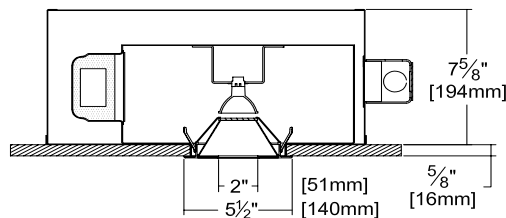
- Wet, damp or dry locations, covered ceilings.
- Type IC. Approved for direct contact with insulation.
- Through-branch conductors (4 #12 AWG 90°C).

Three Year Limited Warranty

- Complete standard fixture.

Performance at a Glance

IRS-04034: Type IC



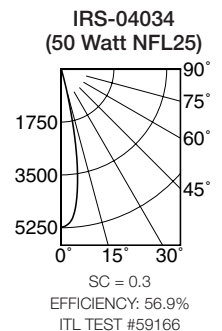
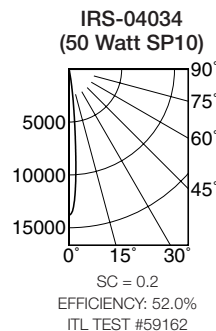
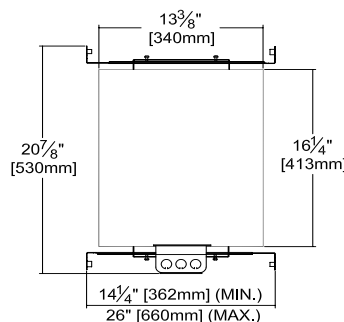
Ceiling Cut-out
5" Dia.



Type IC



Air Tight



Exceptional
Energy
Efficiency

For adjustable version see IRS-04046

THE KIRLIN COMPANY

3401 EAST JEFFERSON AVENUE • DETROIT, MICHIGAN 48207-4232
(313) 259-6400 • Fax: (313) 259-9409 OR (313) 259-3121 • www.kirlinlighting.com

LOW VOLTAGE TUNGSTEN
HALOGEN LIGHTING

MAXIMUM WATTAGE

50

CATALOG NUMBER

IRS-04034

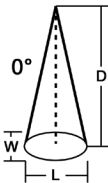
DUE TO OUR CONTINUING EFFORT TO IMPROVE PRODUCTS, TECHNICAL INFORMATION IS SUBJECT TO CHANGE WITHOUT NOTICE.

Detailed Photometry - Installed Fixture

Photometry from I.T.L., Boulder, CO

- D: Distance (in feet) to floor or wall.
FC: Max. footcandles on surface within effective visual beam. (Visual beam is 50% of max. FC.)
L: Effective visual beam length in feet.
W: Effective visual beam width (in feet).

FC on Horizontal Plane

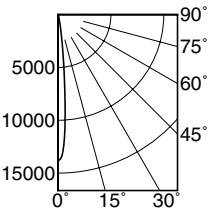


IRS-04034 (50 Watt)

LAMP: OSRAM SYLVANIA
50MR16/IR/SP10/C

TRIM: Open Appearance
Pin Hole

EFFIC: 52.0%
SC: 0.2



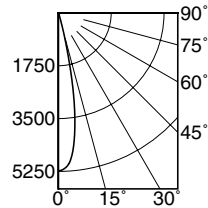
D	FC	L	W
4.0	861	0.7	0.7
6.0	383	1.0	1.0
7.0	281	1.2	1.2
8.0	215	1.4	1.4
9.0	170	1.6	1.6
10.0	138	1.7	1.7
12.0	96	2.1	2.1
14.0	70	2.4	2.4

ITL TEST: #59162

LAMP: OSRAM SYLVANIA
50MR16/IR/NFL25

TRIM: Open Appearance
Pin Hole

EFFIC: 56.9%
SC: 0.3



D	FC	L	W
4.0	327	1.5	1.5
6.0	145	2.2	2.2
7.0	107	2.6	2.6
8.0	82	2.9	2.9
9.0	65	3.3	3.3
10.0	52	3.7	3.7
12.0	36	4.4	4.4
14.0	27	5.1	5.1

ITL TEST: #59166

Options

Transformer, Wattage and Voltage

- 58 For 277 volt line input.
- MG Magnetic (conventional) transformer instead.
- TD Toroidal magnetic transformer instead.

Lenses - Mounted Above Cone

- 15 C#73 prismatic tempered spread lens.
- FP Frosted prismatic tempered lens.
- ML Microprismatic clear tempered lens.

Lenses - Mounted In Trim at Ceiling

- CC Clear tempered glass lens.
- CS C#73 prismatic tempered spread lens.
- FC Frosted prismatic tempered lens.
- MC Microprismatic clear tempered lens.

Trims

- 32 White oversize trim extender. Specify size.
- 35 Natural aluminum acrylic enameled finish.
- 37 Dark Bronze acrylic enameled finish.
- 38 Black acrylic enameled finish.
- 45 Gasket between trim flange and ceiling.
- 46 Gasket between trim and lens.
- 79 Collar for ceilings up to 2 5/8" or consult factory.
- 94 Custom color/finish. Specify part(s). Consult factory.
- BN Brushed satin nickel finish.

Filter Holder / Filters (Specify 1 or 2)

- FL Filter holder with up to two filter capacity.
- AM Amber filter.
- CL Clear tempered glass filter.
- DP Dichroic Peach filter.

- GE Green / Botanical filter.
- HX Hexcel louver.
- LN Linear glass filter.
- MB Medium Blue filter.
- MP Softening microprismatic filter.
- PF Crystal prismatic filter.
- PK Pink / Rose filter.
- UF Ultraviolet filter.
- XF Filter other than shown. Specify make/model.

Other

- 99 Special modification. Consult factory.
- AT Air tight version. Exceeds ASTM E283 restricted airflow of 2 CFM maximum.

SUBMITTAL DATA

APPROVAL STAMP

JOB NAME

TYPE

WATTAGE

VOLTAGE

CATALOG NUMBER