

CATALOG #	TYPE	
JOB NAME	WATTAGE	VOLTAGE

6" 1 T2 225 WATT MAXIMUM

IRR-06050

## High Efficiency HIR™ Open Appearance Downlight

### Specifications

#### Lamp

- Designed for horizontal double-ended RSC HIR™ tungsten halogen lamp (by others): 225W (T2) maximum. Rated 3000 hours, 5950 initial lumens.
- Dimmable (controls by others).

#### Socket

- Horizontal. Double ended RSC R7s base.
- Porcelain body. Silicone leads.

#### Reflectors

- Upper: Ellipsoidal specular Alzak® aluminum.
- Lower: Low brightness parabolic specular Alzak aluminum, self-flanged.
- Optional reflector finishes, colors and square trim available.

#### Lens

- Tempered C#73 prismatic glass lens mounted to upper reflector.
- Integral power cut-off microswitch included for relamping safety.

#### Aluminum Housing

- Cool. Acrylic enameled 100% aluminum.

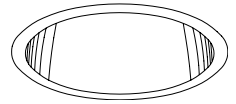
- Rustproof and corrosion resistant: Exceeds 1000 hour ASTM 5% salt spray test.
- Dissipates heat across entire surface area extending component life.
- Entire luminaire visible and serviceable from below through aperture.
- For top access, see Option -TA.
- Built-in plaster frame. Also see Option -Z9.
- Outlet Box and Thermal Protection**
- UL listed J-box with insulated removable cover. Prewired 14 GA (NEC) with 3/8" and 3/4" knockouts.
- Thermal protector (per current NEC) provides automatic out-off if rated temperature is exceeded.

#### Installation

- 27" galvanized hanger bars supplied (2).
- Fully adjustable universal galvanized mounting brackets supplied (2).
- Recesses indoor or outdoor in covered ceilings.
- UL C-UL (Canada) Listings**
- Wet, damp or dry locations, covered ceilings.
- Through-branch conductors (6 #12 AWG 90°C).

#### Three Year Limited Warranty

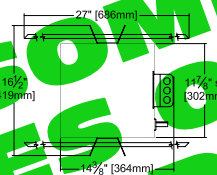
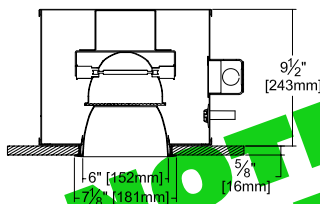
- Complete standard fixture.



Recessed Round  
Open  
Appearance  
Dual Reflector

### Performance at a Glance

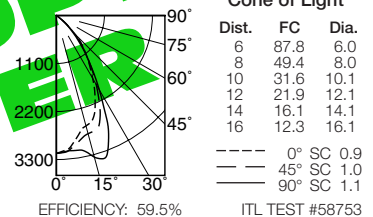
IRR-06050



Ceiling Cut-out  
6 1/2" Dia.

IRR-06050 (225 Watt)

#### Cone of Light\*



#### Con. Light Key

- Ft. Distance from fixture
- FC Footcandles at nadir (0°)
- Dia. Circle of light at 50% of FC

\* Dia. (in ft.) shown is where FC value is half the FC at nadir.



Exceptional  
Energy  
Efficiency

## THE KIRLIN COMPANY

3401 EAST JEFFERSON AVENUE • DETROIT, MICHIGAN 48207-4232  
(313) 259-6400 • Fax: (313) 259-9409 OR (313) 259-3121 • www.kirlinlighting.com

TUNGSTEN HALOGEN &  
INCANDESCENT LIGHTING

MAXIMUM WATTAGE

225

CATALOG NUMBER

IRR-06050

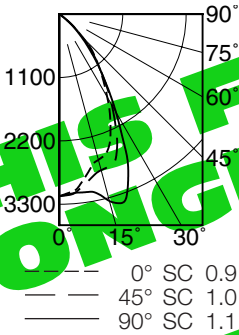
DUE TO OUR CONTINUING EFFORT TO IMPROVE PRODUCTS, TECHNICAL INFORMATION IS SUBJECT TO CHANGE WITHOUT NOTICE.

Alzak® is a registered trademark of ALCOA.

Detailed Photometry - Installed Fixture

Photometry from I.T.L., Boulder, CO

IRR-06050 (225 Watt)



EFFICIENCY : 59.5%

CANDLEPOWER DISTRIBUTION					
	0.0	22.5	45.0	67.5	90.0
0	3159	3159	3159	3159	3159
5	3073	3078	3114	3113	3114
15	2619	2663	2804	3152	3358
25	2098	2172	2367	2687	2804
35	1279	1303	1321	1325	1331
45	595	601	567	526	495
55	36	37	39	42	44
65	4	4	4	5	5
75	1	2	2	2	2
85	0	1	1	1	1
90	0	0	0	0	0

COEFFICIENTS OF UTILIZATION							
RF	20						
RC	80						
RW	70	80	90	10	50	30	10
1	67	66	64	63	62	61	60
2	64	61	58	56	55	54	54
3	60	56	53	51	54	51	49
4	57	52	49	46	50	47	45
5	54	48	45	42	47	44	41
6	51	45	41	39	44	41	38
7	48	42	38	36	41	38	35
8	45	39	36	33	38	35	33
9	43	37	33	31	36	33	30
10	41	35	31	29	34	31	28

ITL TEST #58753

Options

Wattage and Voltage

- 58 277/120 volt stepdown transformer for 277 volt line input, prewired into fixture; with 277 volt thermal protector.

Trims

- 16 Champagne Gold specular Alzak lower cone. (CP x .95)
- 30 All white lower cone. (CP x .95)
- 31 White flange (only) on self-flanged reflector.

- 32 White oversize trim ring. Specify O.D.
- 45 Gasket between ceiling and lower cone flange.
- 63 Dune specular Alzak lower cone. (CP x .93)
- 69 Wheat specular Alzak lower cone. (CP x .92)
- 70 SoftTex clear lower cone. (CP x .92)
- 71 SoftTex Dune lower cone. (CP x .89)
- 72 Black specular Alzak lower cone. (CP x .77)
- 79 Extension collar for ceilings up to 2" thick.
- 82 Sloped ceiling adapter. Specify slope in 5° increments up to 30°. Not available with -SQ.
- 91 SoftTex Wheat lower cone. (CP x .88)
- 93 Pewter specular Alzak lower cone. (CP x .88)

- 94 Custom color/finish. Specify. Consult factory.
- OG OptiGroove black seamless tapered aluminum lower cone. White trim, self-flanged. (CP x .83)
- SQ 6" Square self-flanged clear specular lower cone instead. SoftTex and colors optional. (Ceiling cut-out 6.75" sq.)

Other

- 99 Special modification. Consult factory.
- LP With lamp. Specify wattage.
- TA Top access; for servicing from above ceiling.

SUBMITTAL DATA

APPROVAL STAMP

JOB NAME

TYPE

WATTAGE

VOLTAGE

CATALOG NUMBER

LIMITED WARRANTY: CATALOGED KIRLIN FIXTURES ARE WARRANTED FREE OF DEFECTS IN WORKMANSHIP OR MATERIAL FOR THREE YEARS FROM DATE OF PURCHASE. INSTALLATION TO N.E.C. IN NORMAL USE. Manufacturer at the option will replace or repair such fixture or refund the purchase price on presentation of proof of purchase and defective fixture at the offices of manufacturer within three years of original shipment. Liability of manufacturer is limited to the fixture and manufacturer shall not be liable for any other damages, direct or indirect, sustained or suffered by purchaser or any person. This warranty is subject to the buyer in place of all other warranties, expressed or implied. Seller does not warrant as to merchantability or fitness for a particular use, nor will any oral statement constitute a warranty or amend this specific warranty.