

| | | |
|-----------|---------|---------|
| CATALOG # | TYPE | |
| JOB NAME | WATTAGE | VOLTAGE |

4" 1 PAR 30 75 WATT MAXIMUM

IRR-04076

Mini-PAR Sparkling 4" Halogen Downlight

Specifications

Lamp / Socket

- Designed for 1 vertical tungsten halogen lamp (by others):
75W maximum PAR 30.
- Rated 2000-2500 hour life. 100 CRI.
- Dimmable (controls by others).
- Glazed porcelain medium base socket.

Reflector

- Self-flanged parabolic specular Alzak® aluminum.
- Optional reflector finishes, colors and square trim available.

Aluminum Housing

- Cool. Acrylic enameled 100% aluminum.
- Rustproof and corrosion resistant: Exceeds 1000 hour ASTM 5% salt spray test.
- Dissipates heat across entire surface area extending component life.

- Entire luminaire visible and serviceable from below through aperture.
- Built-in plaster frame. Also see Option -79.

Outlet Box and Thermal Protection

- UL listed J-box with insulated removable cover. Prewired 14 GA (NEC) with ½" and ¾" knockouts.
- Thermal protector (per current NEC) provides automatic cut-off if rated temperature is exceeded.

Installation

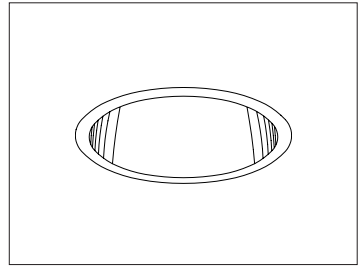
- 27" galvanized hanger bars supplied (2).
- Fully adjustable universal galvanized mounting brackets supplied (2).
- Recesses indoor or outdoor in covered ceilings.

UL C-UL (Canada) Listings

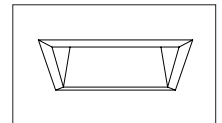
- Wet, damp or dry locations, covered ceilings.
- Through-branch conductors (6 #12 AWG 90°C).

Three Year Limited Warranty

- Complete standard fixture.



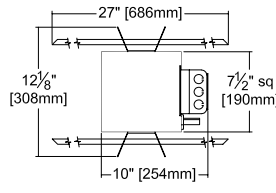
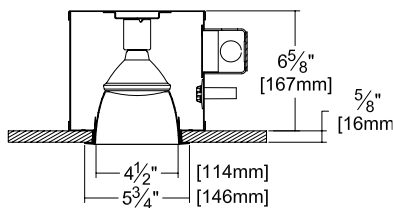
Recessed Round
Open
Single Reflector



Square Reflector
Option -SQ

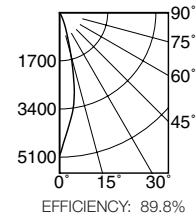
Performance at a Glance

IRR-04076



Ceiling Cut-out
5" Dia.

IRR-04076 (75W Narrow Flood)



Cone of Light*

| Dist. | FC | Dia. |
|-------|-------|------|
| 6 | 139.6 | 2.4 |
| 8 | 78.5 | 3.2 |
| 10 | 50.3 | 4.0 |
| 12 | 34.9 | 4.7 |
| 14 | 25.6 | 5.5 |
| 16 | 19.6 | 6.3 |

SC = 0.4

ITL TEST #46931

Cone of Light Key

- Ft. Distance from fixture
- FC Footcandles at nadir (0°)
- Dia. Circle of light at 50% of FC

* Dia. (in ft.) shown is where FC value is half the FC at nadir.



Exceptional
Energy
Efficiency

THE KIRLIN COMPANY

3401 EAST JEFFERSON AVENUE • DETROIT, MICHIGAN 48207-4232
(313) 259-6400 • Fax: (313) 259-9409 OR (313) 259-3121 • www.kirlinlighting.com

TUNGSTEN HALOGEN &
INCANDESCENT LIGHTING

MAXIMUM WATTAGE

75

CATALOG NUMBER

IRR-04076

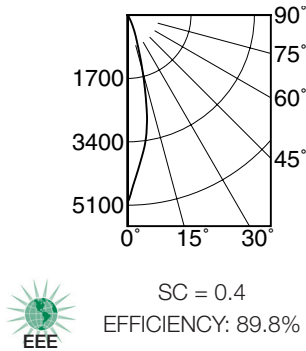
DUE TO OUR CONTINUING EFFORT TO IMPROVE PRODUCTS, TECHNICAL INFORMATION IS SUBJECT TO CHANGE WITHOUT NOTICE.

Alzak® is a registered trademark of ALCOA.

Detailed Photometry - Installed Fixture

Photometry from I.T.L., Boulder, CO

IRR-04076 (75W Narrow Flood)



| CANDLEPOWER DISTRIBUTION | | | | | |
|--------------------------|------|------|------|------|------|
| | 0.0 | 22.5 | 45.0 | 67.5 | 90.0 |
| 0 | 5025 | 5025 | 5025 | 5025 | 5025 |
| 5 | 3949 | 3949 | 3949 | 3949 | 3949 |
| 15 | 1554 | 1554 | 1554 | 1554 | 1554 |
| 25 | 317 | 317 | 317 | 317 | 317 |
| 35 | 44 | 44 | 44 | 44 | 44 |
| 45 | 13 | 13 | 13 | 13 | 13 |
| 55 | 3 | 3 | 3 | 3 | 3 |
| 65 | 0 | 0 | 0 | 0 | 0 |
| 75 | 0 | 0 | 0 | 0 | 0 |
| 85 | 0 | 0 | 0 | 0 | 0 |
| 90 | 0 | 0 | 0 | 0 | 0 |

| COEFFICIENTS OF UTILIZATION | | | | | | | |
|-----------------------------|-----|-----|-----|----|----|----|----|
| RF | 20 | | | | | | |
| RC | 80 | | | | 50 | | |
| RW | 70 | 50 | 30 | 10 | 50 | 30 | 10 |
| 1 | 103 | 101 | 100 | 98 | 96 | 95 | 94 |
| 2 | 100 | 97 | 94 | 92 | 92 | 90 | 89 |
| 3 | 97 | 92 | 89 | 87 | 89 | 87 | 85 |
| 4 | 94 | 89 | 85 | 83 | 86 | 83 | 81 |
| 5 | 91 | 86 | 82 | 79 | 83 | 80 | 78 |
| 6 | 88 | 83 | 79 | 76 | 81 | 78 | 76 |
| 7 | 86 | 80 | 76 | 74 | 78 | 75 | 73 |
| 8 | 83 | 77 | 74 | 71 | 76 | 73 | 71 |
| 9 | 81 | 75 | 72 | 69 | 74 | 71 | 69 |
| 10 | 79 | 73 | 70 | 67 | 72 | 69 | 67 |

ITL TEST #46931

Options

Wattage and Voltage

- 58 277/120 volt stepdown transformer for 277 volt line input, prewired into fixture; with 277 volt thermal protector.

Trims

- 16 Champagne Gold specular Alzak reflector. (CP x .98)
 -30 All white reflector. (CP x .98)
 -31 White flange (only) on self-flanged reflector.

- 32 White oversize trim ring. Specify O.D.
 -45 Gasket between ceiling and reflector flange.
 -63 Dune specular Alzak reflector. (CP x .97)
 -69 Wheat specular Alzak reflector. (CP x .97)
 -70 SofTex clear reflector. (CP x .98)
 -71 SofTex Dune reflector. (CP x .95)
 -72 Black specular Alzak reflector. (CP x .87)
 -79 Extension collar for ceilings up to 2" thick.
 -91 SofTex Wheat reflector. (CP x .95)
 -93 Pewter specular Alzak reflector. (CP x .95)
 -94 Custom color/finish. Specify. Consult factory.

- OG OptiGroove black seamless tapered aluminum reflector. White trim, self-flanged. (CP x .90)
 -SQ 4.5" Square self-flanged clear specular reflector instead. (Ceiling cut-out 5" sq.)

Other

- 99 Special modification. Consult factory.
 -LP With PAR 30 lamp. Specify wattage and beam spread.

SUBMITTAL DATA

JOB NAME

TYPE

WATTAGE

VOLTAGE

CATALOG NUMBER

APPROVAL STAMP