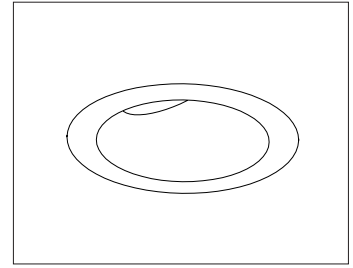


CATALOG #	TYPE	
JOB NAME	WATTAGE	VOLTAGE

4" 1 MR16 50 WATT MAXIMUM

Type IC - IRR-04022

## Open Appearance Lensed Wall Wash Round • Low Voltage



### Specifications

#### Lamp and Optional Filter Holder

- Designed for one 12 volt MR16 lamp (by others): 50 watt maximum.
- For filter holder and up to 2 filters, see Options.

#### Lampholder

- Heat resistant GX5.3 base porcelain socket.
- 300°C rated double wipe nickel plated contacts provide secure fit and optimal conductivity.
- Securely mounted within aluminum heat sink: protects lamp base, maintains secure fit.
- Insulated lead wires suitable for 250°C operation.

#### Lamp Module - Center Beam Positioning

- Produced with 25° optimal wall wash aiming angle.
- Hot aiming by hand or screwdriver provides locking adjustability from 0° to 45° in precise 1° increments.
- Full 365° locking rotational disk indexed for optimal lamp-trim position.
- Black concealment shroud screens fixture interior.

- All aluminum for maximum heat dissipation and cool operation of entire lamp-socket-trim module.

#### WhisperPack™ Encapsulated Transformer

- Exclusive WhisperPack™ isolates and envelops transformer with proprietary heat and sound absorbing material.
- Provides longer life and cooler, quieter operation. Easily accessible through ceiling aperture.
- Electronic dimmable stepdown (120V/12V) 90°C AC transformer. See Options for magnetic or toroidal versions and for 277 volt operation.

#### Trim

- Specular clear self-flanged angle cut cone with frosted linear lens on top. Optional finishes, colors.
- Positioned at 25°.

#### Acrylic Enameled Aluminum Housing

- Rustproof and corrosion resistant: Exceeds 1000 hour ASTM 5% salt spray test.
- Dual housing design includes air chamber for maximum heat dissipation.
- Cool operation: Extends life of all components.
- Entire luminaire easily serviced through aperture.
- Built-in plaster flange.

- For Air Tight or Top Access, see Options.

#### Outlet Box and Thermal Protection

- UL listed J-box with insulated removable cover. Rewired 14GA (NEC) with 1/2" and 3/4" knockouts.
- Thermal protector (per current NEC) provides automatic cut-off if rated wattage is exceeded.

#### Installation

- Recesses indoor or outdoor in covered locations.
- Accommodates ceilings up to 1 1/4" thick.
- Hardware provided suitable for grid or wood joist ceilings with spacing from 14 1/8" to 25 7/8" with 5/8" vertical adjustability.

#### UL, C-UL (Canada) Listings

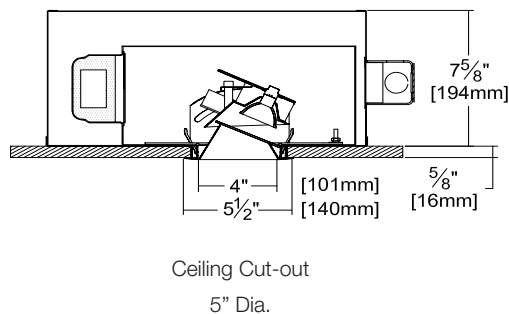
- Wet, damp or dry locations, covered ceilings.
- Type IC. Approved for direct contact with insulation.
- Through-branch conductors (4 #12 AWG 90°C).

#### Three Year Limited Warranty

- Complete standard fixture.

### Performance at a Glance

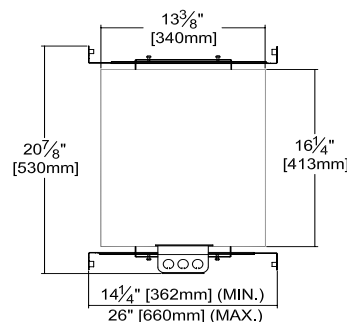
IRR-04022: Type IC



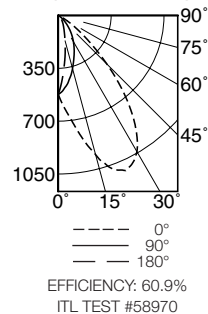
Type IC



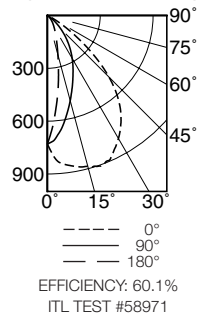
Air Tight



IRR-04022  
(50 Watt FL35)



IRR-04022  
(50 Watt VWFL60)



Exceptional  
Energy  
Efficiency

## THE KIRLIN COMPANY

3401 EAST JEFFERSON AVENUE • DETROIT, MICHIGAN 48207-4232  
(313) 259-6400 • Fax: (313) 259-9409 OR (313) 259-3121 • www.kirlinlighting.com

LOW VOLTAGE TUNGSTEN  
HALOGEN LIGHTING

MAXIMUM WATTAGE

50

CATALOG NUMBER

IRR-04022

DUE TO OUR CONTINUING EFFORT TO IMPROVE PRODUCTS, TECHNICAL  
INFORMATION IS SUBJECT TO CHANGE WITHOUT NOTICE.

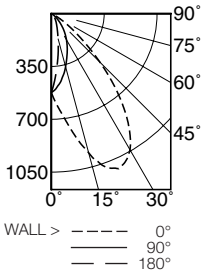
Detailed Photometry - Installed Fixture

Photometry from I.T.L., Boulder, CO

IRR-04022 (50 Watt)

LAMP: OSRAM SYLVANIA  
50MR16/IR/FL35/C  
TRIM: Specular Wall Wash

EFFIC: 60.9%

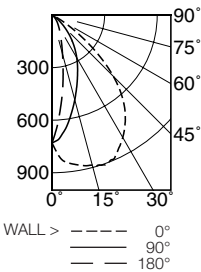


DISTANCE FROM CEILING IN FEET	SINGLE FIXTURE					MULTIPLE FIXTURES					
	1'	2'	3'	4'		2' CENTERS		3' CENTERS			
	FIXTURE INSTALLED 2' FROM WALL Footcandle Distribution on Wall Surface										
1	4.7	1.9	0.7	0.5	0.3	8.1	8.2	8.1	6.3	2.8	6.3
2	40.4	29.5	7.2	1.2	0.3	56.8	56.9	56.9	43.4	33.5	43.4
3	40.5	33.2	14.0	3.9	1.0	71.8	71.8	71.8	49.0	48.2	49.0
4	25.1	21.9	12.5	5.2	1.8	55.2	55.3	55.3	36.4	37.6	36.4
5	14.5	13.3	9.0	4.8	2.2	38.8	38.9	38.9	25.4	26.2	25.4
6	8.7	8.2	6.1	3.9	2.1	27.5	27.6	27.6	18.0	18.4	18.0
7	5.5	5.2	4.2	3.0	1.9	20.3	20.3	20.3	13.2	13.4	13.2
8	3.7	3.6	3.1	2.3	1.6	15.7	15.8	15.8	10.2	10.4	10.2
9	2.8	2.7	2.4	1.9	1.4	13.1	13.3	13.3	8.5	8.6	8.5

ITL TEST: #58970

LAMP: OSRAM SYLVANIA  
50MR16/IR/VWFL60/C  
TRIM: Specular Wall Wash

EFFIC: 60.1%



DISTANCE FROM CEILING IN FEET	SINGLE FIXTURE					MULTIPLE FIXTURES					
	1'	2'	3'	4'		2' CENTERS		3' CENTERS			
	FIXTURE INSTALLED 2' FROM WALL Footcandle Distribution on Wall Surface										
1	4.4	1.6	0.7	0.5	0.3	7.7	7.8	7.8	5.9	2.9	5.9
2	44.1	29.8	7.9	1.1	1.3	61.9	62.0	61.9	47.0	35.6	47.0
3	32.7	24.4	12.4	4.4	1.2	61.1	61.2	61.1	42.2	38.1	42.2
4	19.5	15.5	9.6	5.0	2.2	44.7	44.7	44.7	30.5	28.2	30.5
5	11.9	10.0	6.8	4.2	2.4	32.3	32.4	32.4	21.8	20.9	21.8
6	7.5	6.7	4.9	3.3	2.1	24.2	24.2	24.2	16.0	15.8	16.0
7	5.0	4.6	3.6	2.6	1.8	18.8	18.9	18.9	12.3	12.4	12.3
8	3.6	3.4	2.8	2.1	1.6	15.5	15.6	15.6	10.0	10.2	10.0
9	2.9	2.8	2.4	1.9	1.4	13.5	13.6	13.6	8.6	8.8	8.6

ITL TEST: #58971

Options

Transformer, Wattage and Voltage

- 58 For 277 volt line input.
- MG Magnetic (conventional) transformer instead.
- TD Toroidal magnetic transformer instead.

Trims

- 30 All white acrylic enameled cone.
- 31 White acrylic enameled cone flange.
- 32 White oversize trim ring. Specify O.D.
- 45 Gasket between trim flange and ceiling.
- 46 Gasket between trim and lens.
- 59 Dark Bronze specular self-flanged cone.
- 60 SofTex Dark Bronze self-flanged cone.
- 63 Dune specular self-flanged cone.

- 69 Wheat specular self-flanged cone.
- 70 SofTex Clear self-flanged cone.
- 71 SofTex Dune self-flanged cone.
- 72 Black specular self-flanged cone.
- 77 SofTex Pewter self-flanged cone.
- 79 Collar for ceilings up to 25/8" or consult factory.
- 91 SofTex Wheat self-flanged cone.
- 93 Pewter specular self-flanged cone.
- 94 Custom color/finish. Specify. Consult factory.

Filter Holder / Filters (Specify 1 or 2)

- FL Filter holder with up to two filter capacity.
- AM Amber filter.
- CL Clear tempered glass filter.
- DP Dichroic Peach filter.

- GE Green / Botanical filter.
- HX Hexcel louver.
- LN Linear glass filter.
- MB Medium Blue filter.
- MP Softening micropismatic filter.
- PF Crystal prismatic filter.
- PK Pink / Rose filter.
- UF Ultraviolet filter.
- XF Filter other than shown. Specify make/model.

Other

- 99 Special modification. Consult factory.
- AT Air tight version. Exceeds ASTM E283 restricted airflow of 2 CFM maximum.

SUBMITTAL DATA

JOB NAME  
TYPE  
WATTAGE  
VOLTAGE  
CATALOG NUMBER

APPROVAL STAMP

LIMITED WARRANTY: CATALOGED KIRLIN FIXTURES ARE WARRANTED FREE OF DEFECTS IN WORKMANSHIP OR MATERIAL FOR THREE YEARS FROM DATE OF PURCHASE. INSTALLATION TO N.E.C. IN NORMAL USE. Manufacturer at the option will replace or repair such fixture or refund the purchase price on presentation of proof of purchase and defective fixture at the offices of manufacturer within three years of original shipment. Liability of manufacturer is limited to the foregoing, and manufacturer shall not be liable for any other damages, direct or indirect, sustained or suffered by purchaser or any person. This warranty is subject to the buyer in place of all other warranties, expressed or implied. Seller does not warrant as to merchantability or fitness for a particular use, nor will any oral statement constitute a warranty or amend this specific warranty. Abnormal use, abuse of the fixture, improper installation, or repair or modification of the fixture without prior written authorization from the manufacturer will render the warranty void.