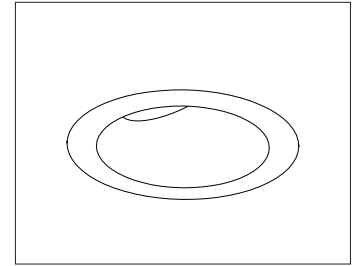


CATALOG #	TYPE	
JOB NAME	WATTAGE	VOLTAGE

4" 1 MR16 75 WATT MAXIMUM

IRR-04013

Open Adjustable • Round Low Voltage



Specifications

Lamp and Filter Holder

- Designed for one 12 volt MR16 lamp (by others): 75 watt maximum.
- Filter holder with clear tempered glass included. See Options for additional filters (2 filter capacity).

Lampholder

- Heat resistant GX5.3 base porcelain socket.
- 300°C rated double wipe nickel plated contacts provide secure fit and optimal conductivity.
- Securely mounted within aluminum heat sink: protects lamp base, maintains secure fit.
- Insulated lead wires suitable for 250°C operation.

Lamp Module - Center Beam Positioning

- Hot aiming by hand or screwdriver provides locking adjustability from 0° to 45° in precise 1° increments.
- Accommodates sloped ceilings up to 45°.
- Full 365° locking rotational disk indexed for optimal lamp-trim position.
- Black concealment shroud screens fixture interior.

- All aluminum for maximum heat dissipation and cool operation of entire lamp-socket-trim module.

WhisperPack™ Encapsulated Transformer

- Exclusive WhisperPack™ isolates and envelops transformer with proprietary heat and sound absorbing material.
- Provides longer life and cooler, quieter operation. Easily accessible through ceiling aperture.
- Electronic dimmable stepdown (120V/12V) 90°C AC transformer. See Options for magnetic or toroidal versions and for 277 volt operation.

Trim

- Specular, clear aluminum self-flanged angle cut cone. Optional SofTex finishes, colors, Glow Rings, white flange, or downlight cone versions available.

Acrylic Enameled Aluminum Housing

- Rustproof and corrosion resistant: Exceeds 1000 hour ASTM 5% salt spray test.
- Shallow depth fits restricted plenums.
- Cool operation: Extends life of all components.
- Entire luminaire easily serviced through aperture.
- Built-in plaster flange.

- For Air Tight or Top Access, see Options.
- #### Outlet Box and Thermal Protection
- UL listed J-box with insulated removable cover. Prewired 14GA (NEC) with 1/2" and 3/4" knockouts.
 - Thermal protector (per current NEC) provides automatic cut-off if rated temperature is exceeded.

Installation

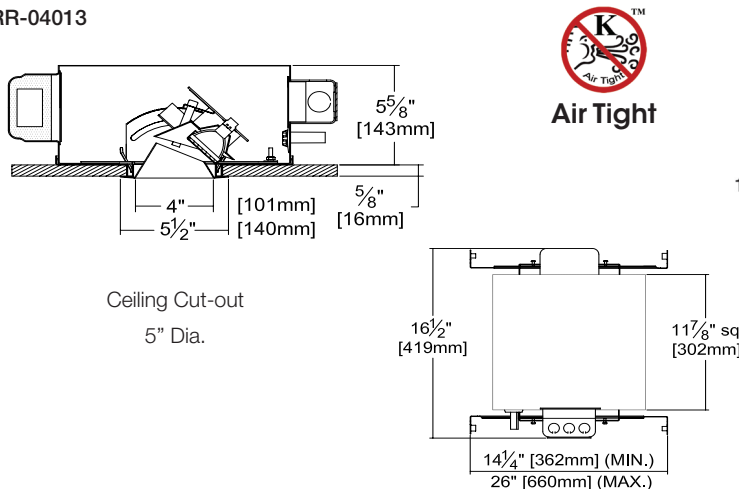
- Recesses indoor or outdoor in covered locations.
 - Accommodates ceilings up to 1 1/4" thick.
 - Hardware provided suitable for grid or wood joist ceilings with spacing from 14 1/8" to 25 1/8" with 5/8" vertical adjustability.
 - For downlight cone instead, see Option -DL.
- #### UL, C-UL (Canada) Listings
- Wet, damp or dry locations, covered ceilings.
 - Through-branch conductors (6 #12 AWG 90°C).

Three Year Limited Warranty

- Complete standard fixture.

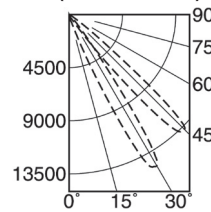
Performance at a Glance

IRR-04013



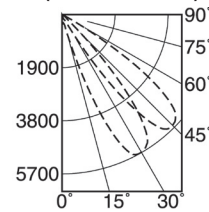
Air Tight

IRR-04013
(50 Watt SP10)



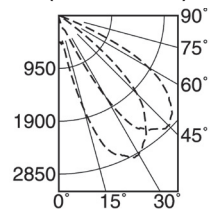
EFFICIENCY: 73.0% (30°)
64.5% (45°)
ITL TEST #58951, 58953

IRR-04013
(50 Watt NFL25)



EFFICIENCY: 78.2% (30°)
75.7% (45°)
ITL TEST #58957, 58959

IRR-04013
(50 Watt FL35)



EFFICIENCY: 81.0% (30°)
77.4% (45°)
ITL TEST #58963, 58965



For downlight cone instead, see Option -DL

THE KIRLIN COMPANY

3401 EAST JEFFERSON AVENUE • DETROIT, MICHIGAN 48207-4232
(313) 259-6400 • Fax: (313) 259-9409 OR (313) 259-3121 • www.kirlinlighting.com

LOW VOLTAGE TUNGSTEN
HALOGEN LIGHTING

MAXIMUM WATTAGE

75

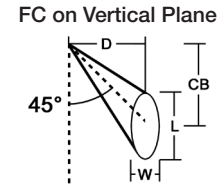
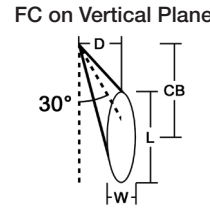
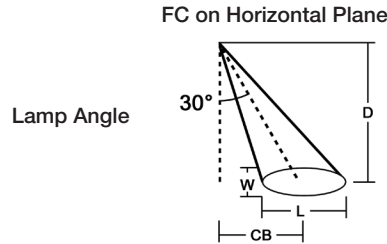
CATALOG NUMBER

IRR-04013

DUE TO OUR CONTINUING EFFORT TO IMPROVE PRODUCTS, TECHNICAL INFORMATION IS SUBJECT TO CHANGE WITHOUT NOTICE.

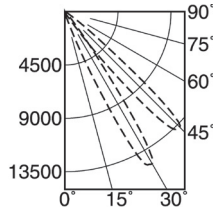
Photometry - Installed Fixture

D: Distance (in feet) to floor or wall.
 FC: Max. footcandles on surface within effective visual beam. (Visual beam is 50% of max. FC.)
 L: Effective visual beam length in feet.
 W: Effective visual beam width (in feet).
 CB: Distance (in feet) to center beam.



IRR-04013 (50 Watt)

LAMP: OSRAM SYLVANIA
 50MR16/IR/SP10/C
TRIM: Open Specular
EFFIC: 73.0% (30°)
 64.5% (45°)



D	FC	L	W	CB
4.0	581	1.0	0.8	2.3
6.0	258	1.5	1.2	3.5
7.0	190	1.7	1.4	4.0
8.0	145	2.0	1.5	4.6
9.0	115	2.2	1.7	5.2
10.0	93	2.5	1.9	5.8
12.0	65	3.0	2.3	6.9
14.0	47	3.5	2.7	8.1

ITL TEST: #58951

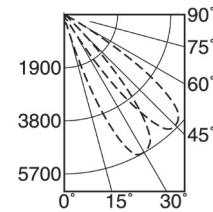
D	FC	L	W	CB
2.0	480	1.3	0.7	3.5
3.0	213	2.0	1.0	5.2
4.0	120	2.6	1.4	6.9
5.0	77	3.3	1.7	8.7
6.0	53	4.0	2.1	10.4
8.0	30	5.3	2.8	13.9
10.0	19	6.6	3.5	17.3
12.0	13	7.9	4.2	20.8

ITL TEST: #58951

D	FC	L	W	CB
2.0	1219	0.7	0.6	2.0
3.0	542	1.1	0.8	3.0
4.0	305	1.4	1.1	4.0
5.0	195	1.8	1.4	5.0
6.0	135	2.2	1.7	6.0
8.0	76	2.9	2.2	8.0
10.0	49	3.6	2.8	10.0
12.0	34	4.3	3.3	12.0

ITL TEST: #58953

LAMP: OSRAM SYLVANIA
 50MR16/IR/NFL25
TRIM: Open Specular
EFFIC: 78.2% (30°)
 75.7% (45°)



D	FC	L	W	CB
4.0	249	1.8	1.7	2.3
6.0	111	2.8	2.5	3.5
7.0	81	3.2	2.9	4.0
8.0	62	3.7	3.3	4.6
9.0	49	4.1	3.8	5.2
10.0	40	4.6	4.2	5.8
12.0	28	5.5	5.0	6.9
14.0	20	6.4	5.9	8.1

ITL TEST: #58957

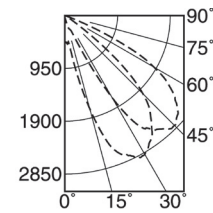
D	FC	L	W	CB
2.0	259	1.9	1.2	3.5
3.0	115	2.8	1.9	5.2
4.0	65	3.7	2.5	6.9
5.0	41	4.6	3.1	8.7
6.0	29	5.6	3.7	10.4
8.0	16	7.4	5.0	13.9
10.0	10	9.3	6.2	17.3
12.0	7	11.1	7.5	20.8

ITL TEST: #58957

D	FC	L	W	CB
2.0	581	1.2	1.0	2.0
3.0	258	1.8	1.5	3.0
4.0	145	2.5	2.0	4.0
5.0	93	3.1	2.5	5.0
6.0	65	3.7	3.0	6.0
8.0	36	4.9	4.0	8.0
10.0	23	6.1	4.9	10.0
12.0	16	7.4	5.9	12.0

ITL TEST: #58959

LAMP: OSRAM SYLVANIA
 50MR16/IR/FL35/C
TRIM: Open Specular
EFFIC: 81.0% (30°)
 77.4% (45°)



D	FC	L	W	CB
4.0	134	2.5	2.7	2.3
6.0	59	3.8	4.0	3.5
7.0	44	4.4	4.7	4.0
8.0	33	5.0	5.3	4.6
9.0	26	5.7	6.0	5.2
10.0	21	6.3	6.6	5.8
12.0	15	7.6	8.0	6.9
14.0	11	8.8	9.3	8.1

ITL TEST: #58963

D	FC	L	W	CB
2.0	176	2.0	1.8	3.5
3.0	78	2.9	2.7	5.2
4.0	44	3.9	3.6	6.9
5.0	28	4.9	4.4	8.7
6.0	20	5.9	5.3	10.4
8.0	11	7.8	7.1	13.9
10.0	7	9.8	8.9	17.3
12.0	5	11.7	10.7	20.8

ITL TEST: #58963

D	FC	L	W	CB
2.0	324	1.6	1.5	2.0
3.0	144	2.4	2.3	3.0
4.0	81	3.1	3.0	4.0
5.0	52	3.9	3.8	5.0
6.0	36	4.7	4.5	6.0
8.0	20	6.3	6.0	8.0
10.0	13	7.9	7.5	10.0
12.0	9	9.4	9.0	12.0

ITL TEST: #58965

Options

Transformer, Wattage and Voltage

- 58 For 277 volt line input.
- MG Magnetic (conventional) transformer instead.
- TD Toroidal magnetic transformer instead.

Trims

- 30 All white acrylic enameled cone.
- 31 White acrylic enameled cone flange.
- 32 White oversize trim ring. Specify O.D.
- 33 Decorative tempered glass Glow Ring suspended trim assembly.
- 45 Gasket between trim flange and ceiling.
- 59 Dark Bronze specular self-flanged cone.
- 60 SofTex Dark Bronze self-flanged cone.
- 63 Dune specular self-flanged cone.

- 69 Wheat specular self-flanged cone.
- 70 SofTex Clear self-flanged cone.
- 71 SofTex Dune self-flanged cone.
- 72 Black specular self-flanged cone.
- 77 SofTex Pewter self-flanged cone.
- 79 Collar for ceilings up to 2 5/8" or consult factory.
- 91 SofTex Wheat self-flanged cone.
- 93 Pewter specular self-flanged cone.
- 94 Custom color/finish. Specify. Consult factory.

Filters (Specify 1 or 2; 1 clear provided)

- AM Amber filter.
- DP Dichroic Peach filter.
- GE Green / Botanical filter.
- HX Hexcel louver.
- LN Linear glass filter.

- MB Medium Blue filter.
- MP Softening microprismatic filter.
- PF Crystal prismatic filter.
- PK Pink / Rose filter.
- UF Ultraviolet filter.
- XF Filter other than shown. Specify make/model.

Top Access

- TA For servicing from above.

Other

- 99 Special modification. Consult factory.
- AT Air tight version. Exceeds ASTM E283 restricted airflow of 2 CFM maximum.
- DL Downlight cone instead. Clear specular finish standard or add optional trim selection.

SUBMITTAL DATA

JOB NAME _____
 TYPE _____
 WATTAGE _____ VOLTAGE _____
 CATALOG NUMBER _____

APPROVAL STAMP

LIMITED WARRANTY: CATALOGUED KIRLIN FIXTURES ARE WARRANTED FREE OF DEFECTS IN WORKMANSHIP OR MATERIAL FOR THREE YEARS FROM DATE OF PURCHASE. INSTALL TO N.E.C. IN NORMAL USE. Manufacturer of the option will replace or repair such fixture or refund the purchase price on presentation of proof of purchase and defective fixture at the offices of manufacturer within three years of original shipment. Liability of manufacturer is limited to the foregoing, and manufacturer shall not be liable for any other damages, direct or indirect, sustained or suffered by purchaser or any person. This warranty is subject to the buyer in place of all other warranties, expressed or implied. Seller does not warrant as to merchantability or fitness for a particular use, nor will any oral statement constitute a warranty or amend this specific warranty. Abnormal use, abuse of the fixture, improper installation, or repair or modification of the fixture without prior written authorization from the manufacturer will render the warranty void.