

CATALOG #	TYPE	
JOB NAME	WATTAGE	VOLTAGE

9" PAR38 METAL HALIDE 150W PULSE START MAXIMUM HWR-09154

Weatherproof Flagpole Indirect Luminaire

Features

Lamp

- Designed for vertical 150 watt PAR38 pulse start metal halide lamp (by others). See Option -43 for lower wattage.

Socket

- Vertical. 4 KV. Pulse rated. Medium base.
- Porcelain body. Silicone leads.

WeatherCap and Lens

- Tempered clear glass.
- Sealed and gasketed to prevent water intrusion.
- Removable for service.

Ballast Assembly: Specify Voltage

- Core and coil ballast.
- CWA for 120 or 277 volt.
- Capacitor supplied.
- Cool, long-life. Silicone leads.

Fuse

- Fused primary. Renewable. Aids servicing.

Aluminum Housing

- White acrylic enameled with radiused flagpole mounting bracket. See Options for other colors.

- Seamless, deep-drawn, no visible hardware.
- 7-3/4" standard mounting bracket length. See Option -87 or consult factory for availability of custom lengths.
- Cool operation: Dissipates heat across entire surface area.
- Rustproof: Exceeds 1000 hour ASTM 5% salt spray test.

Installation

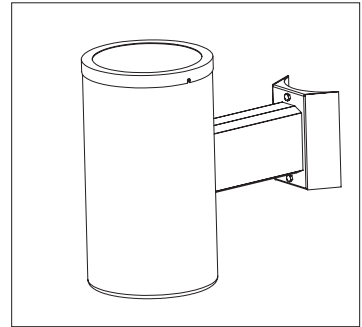
- Mounting bracket extrusion assembled to housing.
- Heavy gauge aluminum radius cut mounting plate; formed, welded, polished and bolted to bracket.
- Mounting hardware included.
- Specify bracket length other than standard (see Option -87).
- Flagpole *diameter* must be supplied at the time of order for proper fit to flagpole.

UL, C-UL (Canada) Listings

- Wet, damp or dry locations.

Three Year Limited Warranty

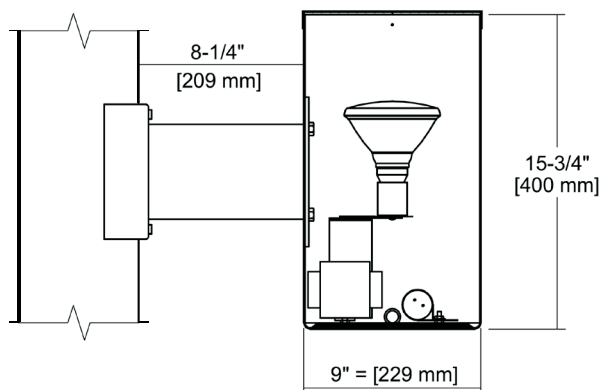
- Complete standard fixture, including ballast.



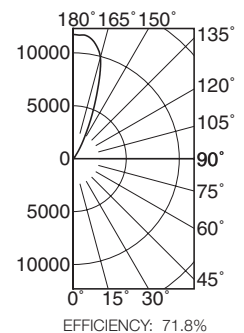
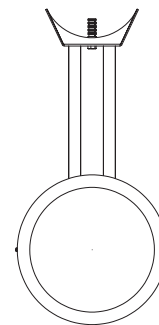
Bracket Round
Flagpole Mounted
Lensed Indirect

Performance at a Glance

HWR-09154



SPECIFY FLAGPOLE
DIAMETER AT TIME
OF ORDER



THE KIRLIN COMPANY

3401 EAST JEFFERSON AVENUE • DETROIT, MICHIGAN 48207-4232
(313) 259-6400 • Fax: (313) 259-9409 OR (313) 259-3121 • www.kirlinlighting.com

**PULSE START
METAL HALIDE LIGHTING**

MAXIMUM WATTAGE

150 Pulse Start

CATALOG NUMBER

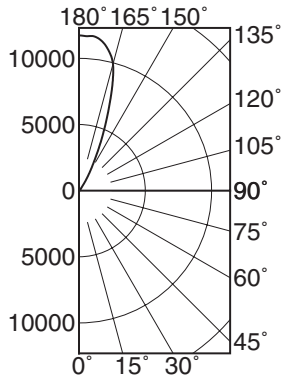
HWR-09154

DUE TO OUR CONTINUING EFFORT TO IMPROVE PRODUCTS, TECHNICAL INFORMATION IS SUBJECT TO CHANGE WITHOUT NOTICE.

Detailed Photometry - Installed Fixture

Photometry from I.T.L., Boulder, CO

HWR-09154 (150 Watt)



EFFICIENCY : 67.0%

	CANDLEPOWER DISTRIBUTION				
	0.0	22.5	45.0	67.5	90.0
90	0	0	0	0	0
95	3	3	3	3	3
105	48	48	48	48	48
115	124	124	124	124	124
125	166	166	166	166	166
135	195	195	195	195	195
145	652	652	652	652	652
155	3509	3509	3509	3509	3509
165	9903	9903	9903	9903	9903
175	11730	11730	11730	11730	11730
180	11743	11743	11743	11743	11743

	COEFFICIENTS OF UTILIZATION						
	20						
RF							
RC							
RW	80				50		
	70	50	30	10	50	30	10
1	62	59	57	54	35	34	32
2	57	52	48	44	30	28	27
3	52	45	41	37	27	24	22
4	47	40	35	31	24	21	19
5	43	35	30	26	21	18	16
6	39	31	26	22	19	16	14
7	36	28	23	19	17	14	12
8	33	25	20	17	15	12	10
9	31	23	18	15	14	11	9
10	29	21	16	13	12	10	8

ITL TEST #60019 *LER=37.9 •AEC=\$6.33

* LER = Luminaire Efficiency Rating

$$\text{LER} = \frac{\text{Luminaire Effic.} \times \text{Total Lamp Lumens} \times \text{Ballast Factor}}{\text{Input Watts}}$$
• AEC = Annual Energy Cost per 1000 lumens
(based on 3000 hours use @ \$0.08 KWH).

Options

Wattage and Voltage

- 43 Lower wattage. Specify 100W pulse start.
- 120 120 volt, 60 Hz. ballast.
- 277 277 volt, 60 Hz. ballast.
- 347 347 volt, 60 Hz. ballast. Consult factory for electronic.
- 97 Other voltage ballast instead. Consult factory.

Lamps

- LP With lamp. Specify wattage and, if appropriate, beam spread and color temperature.

Luminaire (Housing) Finishes

- 35 Natural Aluminum enameled luminaire finish instead.
- 36 Gold enameled luminaire finish instead.
- 37 Dark Bronze enameled luminaire finish instead.
- 38 Black enameled luminaire finish instead.
- 94 Custom color luminaire finish instead. Consult factory.

Mounting Options

- 87 Custom mounting bracket length (specify or consult factory).

Other Options

- 99 Special modification. Consult factory.

SUBMITTAL DATA

JOB NAME

TYPE

WATTAGE

VOLTAGE

CATALOG NUMBER

APPROVAL STAMP