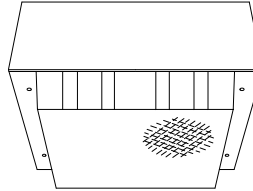


### Surface Lensed E-Lamp "Pulse Start" Vandal Resistant Downlight: 50 to 100 Watt



12" 100W **HSV-12184**

## Features

### Lamp

- Designed for medium base metal halide E-lamps. See chart for standard and optional wattages.
- See Option -43 and chart for lower wattage or HPS availability.

### Socket

- Horizontal. Pulse rated. Glazed porcelain.
- Nickel-plated brass screw shell. Silicone leads.

### Reflector

- GlasSurfaced™ multi-faceted specular aluminum.

### Trim Assembly

- Injection molded polycarbonate drop bisymmetric distribution lens. UV stabilized.
- Lens retained by permanent continuous lens clamps (tempered aluminum) with captive nuts and four flush center-pin tamperproof screws. Visible portion white. Tamperproof tools included. One per ten fixtures.

### Ballast Assembly: Specify Voltage

- Core and coil 180°C rated HPF pulse start ballast.
- Class H, high reactance for 120 volt and Options -65, -66; linear reactor for 277 volt.
- Capacitor and ignitor supplied.
- Dimming (-39) and electronic (-96) ballasts available. See Options.
- Cool, quiet, long-life. Silicone leads.
- Visible and easily serviced in all ceilings including dry wall (recessed only).

### Fuse

- Fused primary. Renewable. Not for 480 volt.

### Housing

- Extra strong 6063-T6 tempered extruded aluminum. White polyester enamel finish.
- Rustproof: Exceeds 1000 hour ASTM 5% salt spray test.
- Cool: Dissipates heat across entire surface area. Ventilated.

### Outlet Box

- Prewired 14 GA (NEC) galvanized steel, UL listed; with removable insulated cover.
- 1/2" and 3/4" knockouts.

### Installation

- Installs indoor or outdoor on all ceilings, covered locations.
- 7/8" dia. access, 1/2" dia. mounting holes.
- Mounts to ceiling support structure with four 3/8" lag or molly bolts.

### UL, C-UL (Canada) Listings

- Wet, damp or dry locations, covered ceilings.

### Three Year Limited Warranty

- Complete standard fixture, including ballast.

### Thermal Protection - Recessed Only

- Per current NEC.

## Wattage Availability and Cut-out Dimensions

Catalog No.	Lamp/Base	Standard Wattage		Option -43: Lower Wattage		Max. Standby Wattage (-49-65-66-LS)	Fixture Style	Ceiling Cut-out
		Pulse MH	-24 (HPS)	Pulse MH	-24 (HPS)			
HSV-12184	ED-17/Med	100	100	50-70	35-70	100	Surface vandal	—

## Options

### Sources and Ballasts

- 24 HPS ballast instead. See wattage chart above for available wattages. Specify voltage.

### Wattage and Voltage

- 43 Lower wattage: See Option -43 chart above for available lower wattages. Specify voltage.
- 120 120 volt, 60 Hz. ballast.
- 277 277 volt, 60 Hz. ballast.
- 347 347 volt, 60 Hz. ballast.
- 97 Other voltage ballast. Consult factory.

### Relays, Standbys, Lamps (See Chart)

- 49 Extra circuit DCB socket. Do not energize simultaneously with main source. Also see -LS.
- 65 Electronic standby system and DCB socket.

Following HID outage, provides immediate light until HID restrikes. Also see -66 and -LS.

- 66 Electronic time delay standby system and DCB socket. Following outage, provides light until HID reaches 70% output. Also see Option -LS.
- LP With lamp. Specify source, wattage, color temperature, and clear or coated. (3700°K standard for metal halide)
- LS With T-4 DCB tungsten halogen standby lamp. Use only with Options -49, -65 or -66.

### Lenses and Trims

- 15 Prismatic C#73 flat glass lens instead.
- 27 Clear 1/4" tempered glass beneath tempered prismatic C#73 flat glass lens for vandal resistance. Also see Option -26.
- 46 Gasket between trim and lens.

### Luminaire Finishes

- 35 Natural Aluminum enameled luminaire/trim finish instead.
- 36 Gold enameled luminaire/trim finish instead.
- 37 Dark Bronze enameled luminaire/trim finish instead.
- 38 Black enameled luminaire/trim finish instead.
- 94 Custom color luminaire or trim finish. Consult factory.

### Mounting Options

- 80 Extension collar for mounting luminaire beneath surface outlet box.

### Other Options

- 99 Special modification. Consult factory.

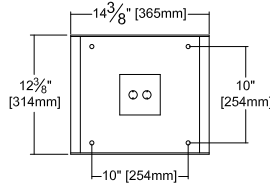
# KIRLIN

## THE KIRLIN COMPANY

3401 EAST JEFFERSON AVENUE • DETROIT, MICHIGAN 48207-4232  
(313) 259-6400 • Fax: (313) 259-9409 or (313) 259-3121 • www.kirlinlighting.com

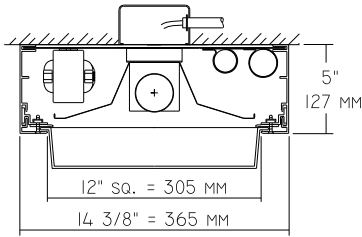
### HSV-12184

Plan View



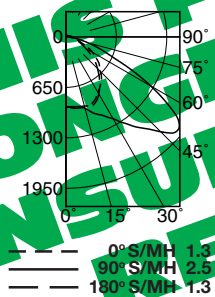
**C.U. (Coefficients of Utilization)**  
Tables are available on request.  
Please contact your Kirlin representative.

### HSV-12184 100W



**SURFACE MOUNT**

HSV-12184 (Coated Lamp)



**BILATERAL SYMMETRY**

**EFFIC: 57.8%**

ITL TEST #43980

\*LER = 34.1    \*AEC = \$7.05

CANDLEPOWER DISTRIBUTION					
	0.0	45.0	90.0	135.0	180.0
0	901	901	901	901	901
5	905	904	920	920	902
15	922	959	951	916	931
25	891	1032	1114	1001	919
35	770	1223	1367	1199	759
45	478	1198	1712	985	385
55	155	311	302	248	135
65	47	91	69	77	47
75	42	65	44	63	44
85	26	15	9	19	32
90	0	0	0	0	0

\* LER (Luminaire Efficacy Rating) = Luminaire Effic. x Total Lamp Lumens x Ballast Factor / Input Watts

\* AEC = Annual Energy Cost per 1000 lumens (based on 3000 hours use @ \$0.08 KWH).

### SUBMITTAL DATA

### APPROVAL STAMP

JOB NAME

TYPE

WATTAGE

VOLTAGE

CATALOG NUMBER

LIMITED WARRANTY: CATALOGUED KIRLIN FIXTURES ARE WARRANTED FREE OF DEFECTS IN WORKMANSHIP OR MATERIAL FOR THREE YEARS FROM DATE OF PURCHASE. INSTALLED TO N.E.C., IN NORMAL USE. Manufacturer at his option will replace or repair such fixture or refund the purchase price on presentation of proof of purchase and defective fixture at the offices of manufacturer within three years of original shipment. Liability of manufacturer is limited to the foregoing, and manufacturer shall not be liable for any other damages, direct or indirect, sustained or suffered or repair, or modification of the fixture without prior written authorization from the manufacturer. will render the warranty void.