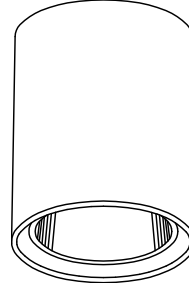


### Surface Open PAR Lamp "Pulse Start" Downlights: 39 to 150 Watt



9"	70W	<b>HSR-09088</b>
9"	100W	<b>HSR-09089</b>
12"	150W	<b>HSR-12090</b>

### Features

#### Lamp

- Designed for metal halide PAR lamps. See chart below for standard and optional lamps and wattages.
- See Option -43 and chart below for lower wattage.

#### Socket

- Vertical. Medium base. Pulse rated.
- Glazed porcelain.
- Nickel-plated brass screw shell. Silicone leads.

#### Reflector

- Self-flanged clear specular Alzak® aluminum.
- Fourteen optional reflector finishes available.

#### Ballast Assembly: Specify Voltage

- WhisperPack™ fully encapsulated 180°C

- rated HPF pulse start ballast for HSR-12090.
- Core and coil ballast for HSR-09088 and HSR-09089.
- Premium Class H; High reactance for 120 volt, linear reactor for 277 volt.
- Capacitor and ignitor supplied.
- Dimming (-39) and electronic (-96) ballasts available. See Options.
- Cool, long-life. Silicone leads.

#### Fuse

- Fused primary. Renewable. Not for 480 volt.

#### Housing

- Seamless white acrylic enameled aluminum.
- No visible cylinder hardware.
- Cool: Dissipates heat across entire surface area. Ventilated.

- Rustproof: Exceeds 1000 hour ASTM 5% salt spray test.
- Interlocking flare trim ring.

#### Installation

- Center point mounting for snug fit to ceiling. Mounting hardware furnished.
- QuickConnect mounting system available (Option -QM).
- Surface J-box mount available. (Option -80)
- Pendant or wall bracket mount available. (See Options -PM, -WB)
- Indoor or outdoor for covered ceiling use. (See Options -QM, -89)

#### UL, C-UL (Canada) Listings

- Wet, damp or dry locations, covered ceilings. (See Options -QM, -89)

#### Three Year Limited Warranty

- Complete standard fixture, including ballast.

### Wattage / Lamp Availability

Catalog No.	Designed For:				Option -43: Lower Wattage
	Standard Lamp		Optional Lamp(s)		
HSR-09088	70 PAR 30	40° MFL	10° NSP	—	39
HSR-09089	100 PAR 38	35° MFL	20° SP	65° FL	39-70
HSR-12090	150 PAR 38	35° MFL	20° SP	65° FL	70-100

### Options

#### Sources and Ballasts

- 39 Remote (10' max.) electronic dimming ballast instead, for pulse start metal halide. Consult factory for wattage and voltage availability.
- 96 Remote (15' max.) electronic MH ballast instead. Consult factory for internal mounting.

#### Wattage and Voltage

- 43 Lower wattage: See Option -43 chart above for available lower wattages. Specify voltage.
- 120 120 volt, 60 Hz. ballast.
- 277 277 volt, 60 Hz. ballast.
- 347 347 volt, 60 Hz. ballast. Consult factory for dimming or electronic.
- 97 Other voltage ballast instead. Consult factory.

#### Lamps (See Chart)

- LP With lamp. Choose standard lamp shown above or specify wattage, beam spread, style (PAR 30, PAR 38), brand and color temperature.

#### Reflectors and Trims (Self-Flanged)

- 16 Champagne Gold specular Alzak reflector. (CP x .98)

- 30 All White reflector. (CP x .98)
- 31 White flange (only) on reflector.
- 63 Dune specular Alzak reflector. (CP x .97)
- 69 Wheat specular Alzak reflector. (CP x .97)
- 70 SofTex Clear softly etched reflector. (CP x .98)
- 71 SofTex Dune softly etched reflector. (CP x .95)
- 72 Black specular Alzak reflector. (CP x .87)
- 77 SofTex Pewter softly etched reflector. (CP x .90)
- 90 SofTex Champagne Gold softly etched reflector. (CP x .96)
- 91 SofTex Wheat softly etched reflector. (CP x .95)
- 92 Umber specular Alzak reflector. (CP x 92)
- 93 Pewter specular Alzak reflector. (CP x .95)
- 94 Custom color reflector. Consult factory.
- OG OptiGroove black seamless tapered aluminum reflector. White trim. (CP x .90)

#### Luminaire (Housing) Finishes

- 35 Natural Aluminum enameled luminaire finish instead.
- 36 Gold enameled luminaire finish instead.
- 37 Dark Bronze enameled luminaire finish instead.
- 38 Black enameled luminaire finish instead.
- 94 Custom color luminaire finish. Consult factory.

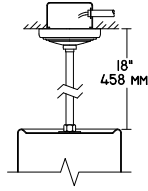
#### Mounting Options

- 54 Safety cable through pendant stem. 12" longer than specified stem length. Anchored to fixture. Use with Option -PM.
- 80 2" concealment collar for mounting luminaire beneath surface outlet box. 1/2" T.S. KO's provided. Also see Option -89.
- 87 Custom -PM length. Specify up to 4 feet or consult factory for longer lengths with couplers.
- 88 Swivel canopy for sloped ceilings up to 45°. Earthquake rated. Use with Option -PM.
- 89 Sealed top feature prevents moisture and insect intrusion from above in outdoor or high humidity areas. Must add to Options -80, -PM or -WB for Wet Label listing.
- PM Pendant mount instead. 3/8" T.S. x 18" standard. Also see Options -54, -87, -88, -89.
- QM QuickConnect mount, for indoor (damp or dry) use only. Housing swings aside for easy wiring, then pivots and locks to matte black collar.
- WB Wall bracket mount instead. Also see Option -89.

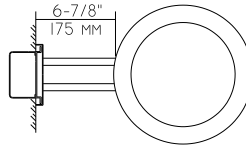
#### Other Options

- 99 Special modification. Consult factory.

**HSR-09088**  
**HSR-09089**  
**HSR-12090**





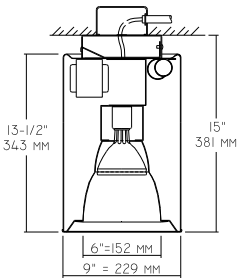
**Representative Views:**  
**(Right) With optional wall bracket (Option -WB)**  
**(Left) With optional pendant mount (Option -PM)**



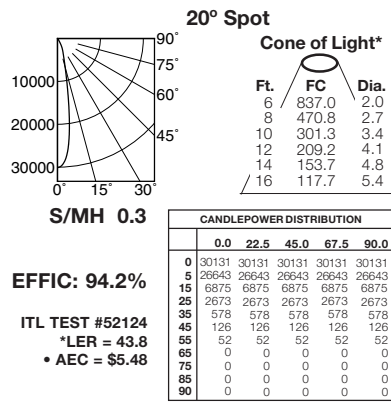
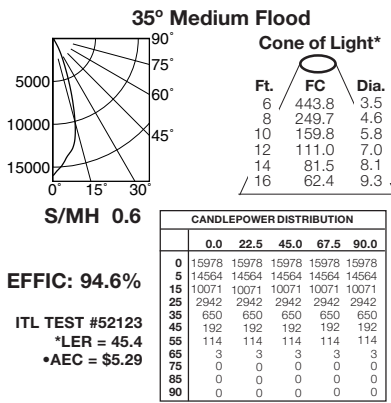
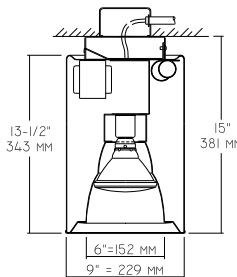
**Cone of Light Key**  
**Ft.** Distance from fixture  
**FC** Footcandles (average)  
**Dia.** Circle of light at 50% of FC  
 \* Dia. (in ft.) shown is where FC value is half the FC at nadir.

**C.U. (Coefficients of Utilization) Tables are available on request. Please contact your Kirlin representative.**



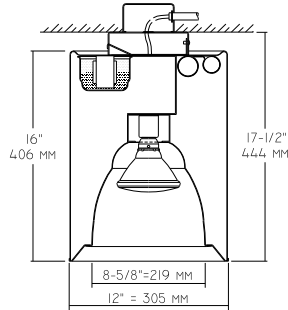
### HSR-09088 70W



### HSR-09089 100W



### HSR-12090 150W



**ALL FIXTURE DRAWINGS SHOWN WITH OPTION -QM**

\* LER (Luminaire Efficacy Rating) = Luminaire Effic. x Total Lamp Lumens x Ballast Factor / Input Watts

• AEC = Annual Energy Cost per 1000 lumens (based on 3000 hours use @ \$0.08 KWH).

## SUBMITTAL DATA

## APPROVAL STAMP

JOB NAME

TYPE

WATTAGE

VOLTAGE

CATALOG NUMBER

LIMITED WARRANTY: CATALOGED KIRLIN FIXTURES ARE WARRANTIED FREE OF DEFECTS, IN WORKMANSHIP OR MATERIAL FOR THREE YEARS FROM DATE OF PURCHASE. INSTALLLED TO N.E.C., IN NORMAL USE. Manufacturer at his option will replace or repair such fixture or return the purchase price on presentation of proof of purchase and defective fixture at the office of manufacturer within three years of original shipment. Liability of manufacturer is limited to the foregoing, and manufacturer shall not be liable for any other damages, direct or indirect, sustained or suffered by the purchaser or any other person. Kirlin Lighting, Inc. warrants that the fixtures shown in this catalog are as described and that the manufacturer will honor the warranty. Abuse of the fixture, improper installation, or repair, or non-attendance of the fixture will void the manufacturer's warranty.