

CATALOG #	TYPE	
JOB NAME	WATTAGE	VOLTAGE

6" T6 CERAMIC METAL HALIDE 150 WATT MAXIMUM HRS-06346

6" Square Wall Wash: 150 Watt T6  
Ideal for Shallow Fixtures

# THIS PRODUCT IS NO LONGER AVAILABLE

## Specifications

### Lamp

- Designed for 25° offset T6 bi-pin ceramic metal halide lamp.
- Up to 96 CPT, 12,000-15,000 hour life.
- For lower wattages, see Option -43.

### Socket (5kV rated)

- G12 bi-pin base.
- Porcelain body. Silicone leads.

### Reflectors

- Upper: Ellipsoidal specular Alzak® aluminum.
- Lower: Low brightness angle cut square specular Alzak® aluminum, self-flange.
- Optional reflector finishes / colors available.

### Lens: UV Absorbing

- Frosted linear glass lens mounted to lower reflector.

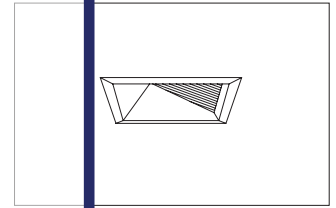
### Electronic Ballast

- Full electronic circuitry provides constant color and constant wattage consistent performance and long life.
- Input voltage: 120V-277V, 50/60 Hz. For other voltages, see Options.

- 150 watt standard. Add Option -43 and specify for 100, 70, 39 or Type IC 20 watt.
- Minimum starting temperature: -10°C/50°F.
- Lamp Duress Cycles Factor less than 1.
- Internally protected. Provides automatic shut-off if rated temperature is exceeded.
- Internally fused.
- Power factor greater than 90%.
- Input current THD less than 15%.
- Maximum 85°C operation, Sound Rated A.
- Includes lamp end-of-life detection and shut-down circuitry.

### Aluminum Housing

- Acrylic enameled. Rustproof. Corrosion resistant. Up to 100,000 hour life.
- Built-in plaster frame.
- Cool operation: Extends component life. Minimizes HVAC load.
- Through-the-air clean air filter for low maintenance.
- Built-in plaster frame.



Look-Alike™ Companion to Downlight / Adjustable

### Outlet Box

- Prewired 14 GA (NEC) galvanized steel, UL listed; with removable insulated cover.
- 1/2" and 3/4" knockouts.

### Installation

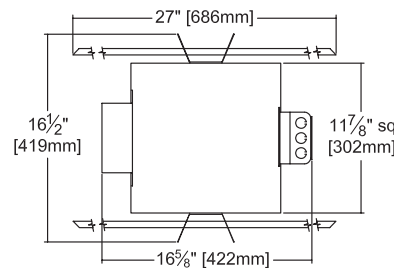
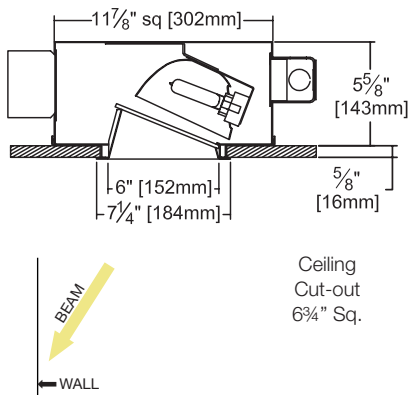
- 27" galvanized hanger bars with adjustable mounting brackets (2) supplied.
- Recesses indoor or outdoor in covered locations.
- See "MARKED SPACINGS CAUTION" below.

### UL, C-UL (Canada) Listings

- Wet, damp or dry locations, covered ceilings.
- Through-the-air clean air filter for low maintenance.
- Three Year Limited Warranty
- Complete standard fixture, including ballast.

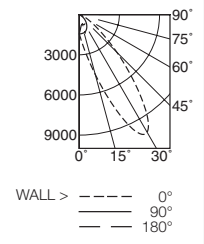
Please consult **QUOTATIONS** for the best alternative.

## Performance at a Glance



### STANDARD

Effic: 47.2%  
ITL Test: 67838



### "MARKED SPACINGS CAUTION"

FOR STANDARD 150W ONLY, INSTALL WITH MINIMUM SPACINGS AS FOLLOWS:  
2 FEET BETWEEN CENTERS OF ADJACENT FIXTURES; 1/2" BETWEEN FIXTURE TOP AND OVERHEAD BUILDING MEMBER; 1 FOOT BETWEEN FIXTURE CENTER AND SIDE WALL.

## THE KIRLIN COMPANY

3401 EAST JEFFERSON AVENUE • DETROIT, MICHIGAN 48207-4232  
(313) 259-6400 • Fax: (313) 259-9409 OR (313) 259-3121 • www.kirlinlighting.com

COMPACT PULSE START  
METAL HALIDE LIGHTING

MAXIMUM WATTAGE

150

CATALOG NUMBER

HRS-06346

DUE TO OUR CONTINUING EFFORT TO IMPROVE PRODUCTS, TECHNICAL INFORMATION IS SUBJECT TO CHANGE WITHOUT NOTICE.

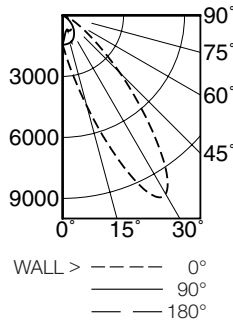
Alzak® is a registered trademark of ALCOA.

**Detailed Photometry - Installed Fixture**

Photometry from I.T.L., Boulder, CO

**STANDARD**

Effic: 47.2%  
ITL Test: 67838



CANDLEPOWER DISTRIBUTION					
	0.0	45.0	90.0	135.0	180.0
0	1423	1423	1423	1423	1423
5	1999	1809	1434	1157	1068
15	4621	3162	1393	823	754
25	8616	6217	982	720	762
35	9404	5496	1253	754	826
45	3985	3551	664	541	637
55	1398	1409	340	281	462
65	498	467	100	31	242
75	115	77	4	0	0
85	0	0	0	0	0
90	0	0	0	0	0

DISTANCE FROM CEILING IN FEET	SINGLE FIXTURE				MULTIPLE FIXTURES				
	1'	2'	3'	4'	3' CENTERS		4' CENTERS		
FIXTURE INSTALLED 2' FROM WALL									
Footcandle Distribution on Wall Surface									
1	111.0	74.2	20.8	6.4	3.0	126.0	90.3	126.0	
2	355.0	270.0	73.2	19.5	6.6	399.0	311.0	399.0	
3	395.0	340.0	120.0	33.3	11.4	467.0	457.0	467.0	
4	228.0	206.0	110.0	40.5	14.7	312.0	348.0	312.0	
5	105.0	99.1	70.3	36.6	15.8	186.0	200.0	186.0	
6	51.6	49.5	40.7	27.3	14.6	118.0	118.0	118.0	
7	28.3	27.6	24.3	19.0	12.2	77.8	78.0	77.8	
8	17.5	17.2	15.7	13.4	9.8	55.4	56.1	55.4	
9	12.3	12.1	11.4	10.1	8.0	43.9	44.1	43.9	
							32.9	25.6	33.0
							98.4	87.2	98.4
							169.0	177.0	169.0
							231.0	242.0	231.0
							207.0	235.0	207.0
							158.0	177.0	158.0
							116.0	123.0	116.0
							85.1	86.8	85.1
							65.3	65.0	65.2

Photometry based on: 14,000 lumens - 150W

**Options**

**Lower Reflector (Self-Flanged)**

- 30 All White. (CP x 1.1)
- 31 White flange (only).
- 32 White trim extender to cover larger ceiling opening. Specify outer square dimension.
- 45 Gasket above flange. Stops dust streaks on ceiling.
- 70 Clear SofTex. (CP x .92)
- 94 Custom color. Consult factory.

**Relays, Standbys, Lamps**

- 49 Extra circuit DCB socket (up to 75W). Do not energize simultaneously with main source. Also see Option -LS.
- 65 Electronic standby system and DCB socket (up to 75W). Provides immediate light until CMH restrikes. Also see Options -66 and -LS.
- 66 Electronic time delay standby system and DCB socket (up to 75W). Provides light until CMH reaches 70% output. Also see Option -LS.
- LP With lamp. Specify source, wattage, color temperature / brand. 3000°K standard; consult factory for others.
- LS With T4 DCB tungsten halogen standby lamp (75W). Use only with Options -49, -65 or -66.

**Wattage and Voltage**

- 43 Lower wattage. T6: specify for 100W, 70W, 39W or Type IC 20W.
- 347 347 volt.
- 97 Other input voltage instead. Consult factory.

**Other**

- 99 Special modification. Consult factory.

**SUBMITTAL DATA**

**APPROVAL STAMP**

JOB NAME

TYPE

WATTAGE

VOLTAGE

CATALOG NUMBER

LIMITED WARRANTY: CATALOGED KIRLIN FIXTURES ARE WARRANTED FREE OF DEFECTS IN WORKMANSHIP OR MATERIAL FOR THREE YEARS FROM DATE OF PURCHASE. INSTALLATION TO N.E.C. IN NORMAL USE. Manufacturer of the fixture will make or repair each fixture or refund the purchase price on presentation of proof of purchase and defective fixture at the discretion of manufacturer within three years of original shipment. Liability of manufacturer is limited to the original purchase price of the fixture and does not include labor for any other changes, electrical, mechanical or other work. This warranty is applied to the fixture in place of all other warranties, expressed or implied. Seller does not warrant as to merchantability or fitness for a particular use, nor will any oral statement constitute a warranty or amend this specific warranty. Abnormal use, abuse of the fixture, improper installation, or repair, or modification of the fixture without prior written authorization from the manufacturer will render the warranty void.