

CATALOG #	TYPE
JOB NAME	WATTAGE VOLTAGE

6" T4.5 CERAMIC METAL HALIDE 70 WATT MAXIMUM

HRS-06313

T4.5 Square Adjustable 6" Aperture Architectural High Lighting Three Installation Options

Specifications

Lamp

- Designed for adjustable T4.5 type IC or T4 twist-and-lock (see Option -T4) ceramic metal halide lamp.
- Up to 95 CPM, 12,000-15,000 hour life.
- For lower wattages, see Option -43.

Socket (5kV rated)

- G8.5 base. G16.5 base for T4 (Option -T4).
- Porcelain body. Silicone leads.

Reflectors

- Upper: Parabolic specular Alzak® aluminum. Swivels 358° tilts up to 45°.
- Lower: Low brightness square specular Alzak® aluminum, self-flanged.
- Optional reflector finishes / colors available.

Lens: UV Absorbing

- Clear tempered glass mounted to reflector. Standard NFL distribution (0.2 SC).
- See Options for -SPT (0.2 SC) or -MFL (0.2 SC) distribution.

Electronic Ballast

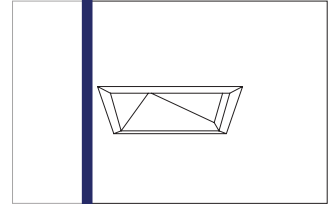
- Full electronic circuitry provides constant color and constant wattage, ensuring consistent performance and long life.

THIS PRODUCT IS NO LONGER AVAILABLE

Please consult

QUOTATIONS

for the best alternative.



70, 39 or 20 Watt
(Optional T4)

- Built-in plaster frame.

Outlet Box

- Prewired 14 GA (NEC) galvanized steel, UL listed; with removable insulated cover.
- 1/2" and 3/4" knockouts.

Installation

- 27" galvanized hanger bars with adjustable mounting brackets (2) supplied.
- Recesses indoor or outdoor in covered locations.

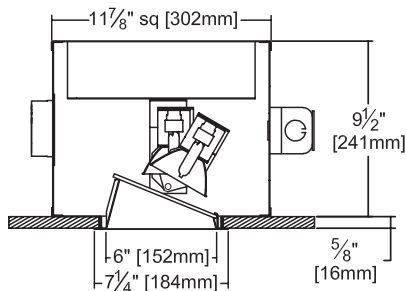
UL, C-UL (Canada) Listings

- Wet, damp or dry locations, covered ceilings.
- Through-bracket circuit conductors (6 #12).
- 20 watt only.

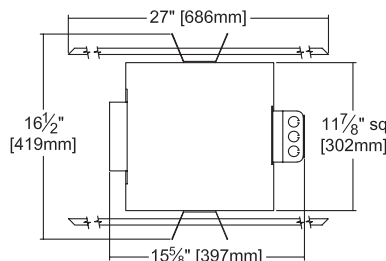
Three Year Limited Warranty

- Complete standard fixture, including ballast.

Performance at a Glance

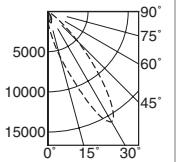


Ceiling Cut-out
6 3/4" Sq.



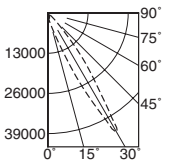
STANDARD (NFL) DISTRIBUTION (70W)

SC: 0.4
Effic: 54.7%
ITL Test: 76373



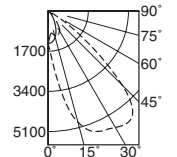
Option -SPT (70W)

SC: 0.2
Effic: 55.4%
ITL Test: 76395



Option -MFL (70W)

SC: 0.8
Effic: 52.6%
ITL Test: 76375



THE KIRLIN COMPANY

3401 EAST JEFFERSON AVENUE • DETROIT, MICHIGAN 48207-4232
(313) 259-6400 • Fax: (313) 259-9409 OR (313) 259-3121 • www.kirlinlighting.com

COMPACT PULSE START METAL HALIDE LIGHTING

MAXIMUM WATTAGE

70

CATALOG NUMBER

HRS-06313

DUE TO OUR CONTINUING EFFORT TO IMPROVE PRODUCTS, TECHNICAL INFORMATION IS SUBJECT TO CHANGE WITHOUT NOTICE.

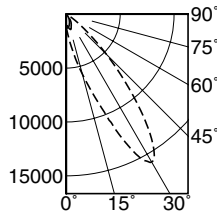
Alzak® is a registered trademark of ALCOA.

Detailed Photometry - Installed Fixture

Photometry from I.T.L., Boulder, CO

STANDARD (NFL) (70W)

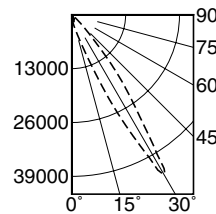
SC: 0.4
Effic: 54.7%
ITL Test: 76373



CANDLEPOWER DISTRIBUTION					
	0.0	45.0	90.0	135.0	180.0
0	1279	1279	1279	1279	1279
5	2004	1687	1266	1080	1073
10	5743	2852	1042	1186	1455
15	13287	2767	674	933	1081
20	13559	1556	339	418	601
25	5291	537	69	99	217
30	963	104	17	20	82
35	39	18	4	5	18
40	5	2	1	2	2
45	0	0	0	0	0
90	0	0	0	0	0

Option -SPT (70W)

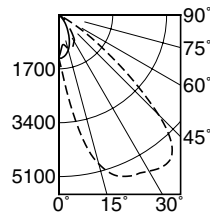
SC: 0.2
Effic: 55.4%
ITL Test: 76395



CANDLEPOWER DISTRIBUTION					
	0.0	45.0	90.0	135.0	180.0
0	957	957	957	957	957
5	1295	1184	1020	825	852
10	4321	2126	907	1459	1603
15	26093	1813	653	1222	1141
20	25579	886	339	187	535
25	3596	316	10	13	50
30	129	45	5	6	17
35	23	4	3	4	11
40	3	3	0	1	0
45	0	0	0	0	0
90	0	0	0	0	0

Option -MFL (70W)

SC: 0.8
Effic: 52.6%
ITL Test: 76375



CANDLEPOWER DISTRIBUTION					
	0.0	45.0	90.0	135.0	180.0
0	1346	1346	1346	1346	1346
5	2177	1853	1345	1080	1024
10	4865	3650	1142	1005	1099
15	5587	4294	756	892	1066
20	5800	2381	394	527	758
25	4445	867	129	178	339
30	1232	188	27	33	143
35	39	24	6	6	29
40	5	2	2	2	2
45	0	0	0	0	0
50	0	0	0	0	0

Photometry based on: 7650 lumens - 70W
4000 lumens - 39W

▲ Cone of Light Key
(Dia. (in ft.) shown is where FC value is half the FC at nadir.)

Ft. Distance from fixture
FC Footcandles at nadir (0°)
Dia. Circle of light at 50% of FC

Options

Distributions

- MFL Medium flood distribution. (0.8 SC)
- SPT Spot distribution. (0.2 SC)

Lower Reflector (Self-Flanged)

- 30 All White. (CP x 1.1)
- 31 White flange (only).
- 32 White trim extender to cover larger ceiling opening. Specify outer square dimension.
- 45 Gasket above flange. Stops dust streaks on ceiling.
- 70 Clear SofTex. (CP x .92)
- 94 Custom color. Consult factory.

Relays, Standbys, Lamps

- 49 Extra circuit DCB socket (up to 75W). Do not energize simultaneously with main source. Also see Option -LS.
- 65 Electronic standby system and DCB socket (up to 75W). Provides immediate light until CMH restrikes. Also see Options -66 and -LS.
- 66 Electronic time delay standby system and DCB socket (up to 75W). Provides light until CMH reaches 70% output. Also see Option -LS.
- LP With lamp. Specify source, wattage, color temperature / brand. 3000°K standard; consult factory for others.
- LS With T4 DCB tungsten halogen standby lamp (75W). Use only with Options -49, -65 or -66.

Wattage and Voltage

- 43 Lower wattage:
T4.5: specify 39W or Type IC 20W
With Option -T4: Type IC 20W only
- 347 347 volt.
- 97 Other input voltage instead. Consult factory.
- T4 Converted to GU6.5 base for twist-and-lock
T4 lamp. 39W standard. Add Option -43 for
20 watt Type IC.

Other

- 99 Special modification. Consult factory.
-TA Top access; for servicing from above ceiling.

SUBMITTAL DATA

APPROVAL STAMP

JOB NAME

TYPE

WATTAGE

VOLTAGE

CATALOG NUMBER