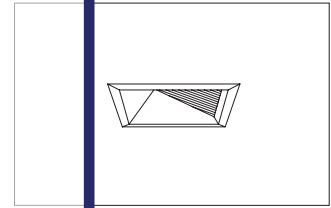


|           |         |         |
|-----------|---------|---------|
| CATALOG # | TYPE    |         |
| JOB NAME  | WATTAGE | VOLTAGE |

4" T4.5 CERAMIC METAL HALIDE 70 WATT MAXIMUM HRS-04314

Parabolic T4.5 Square Wall Wash  
70, 39 or 20 Watt

# THIS PRODUCT IS NO LONGER AVAILABLE



### Specifications Lamp

- Designed for 25° offset T4.5 bi-pin or T4 twist-and-lock (see Option -T4) ceramic metal halide lamp.
- Up to 95 CFM, 12,000-15,000 hour life.
- For lower wattages, see Option -43.

### Socket (5kV rated)

- G8.5 base. G16.5 base for T4 (Option -T4).
- Porcelain body. Silicone leads.

### Reflectors

- Upper: Parabolic specular Alzak® aluminum.
- Lower: Low brightness angle cut square specular Alzak® aluminum, self-flange.
- Optional reflector finishes / colors available.

### Lens: UV Absorbing

- Frosted linear glass lens mounted on a reflector.

### Electronic Ballast

- Full electronic circuitry provides constant color and constant wattage, consistent performance and long life.
- Input voltage: 120V-277V, 50/60 Hz. For other voltages, see Options.

- 70 watt standard. Add Option -43 for 39 watt standard or add Option -43 for Type IC 20 watt.
  - Minimum starting temperature: 20°C/-4°F.
  - Capacitance Creep: <math>C\_{10}</math> less than 1.5%.
  - Emergency protection: Automatic shut-off if rated temperature is exceeded.
  - Internally fused.
  - Power factor greater than 90%.
  - Input current THD less than 15%.
  - Maximum 90°C operation, Sound Rated A.
  - Includes lamp end-of-life detection and shut-off circuit.
- ### Aluminum Housing
- Acrylic enameled. Rustproof. Corrosion resistant. Ends: 1000 psi ASME. 1/2" spray cast.
  - Lightweight. Minimizes ceiling load.
  - Cool operation: Extends component life.
  - Minimizes HVAC load.
  - Removable trim.
  - Built-in plaster frame.

lookAlike™ to Downlight or Adjustable (Optional T4)

### Outlet Box

- Prewired 14 GA (NEC) galvanized steel, UL listed; with removable insulated cover.
- 1/2" and 3/4" knockouts.

### Installation

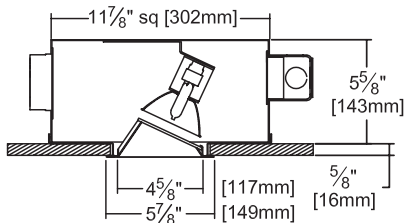
- 27" galvanized hanger bars with adjustable mounting brackets (2) supplied.
- Recesses indoor or outdoor in covered locations.

### UL, C-UL (Canada) Listings

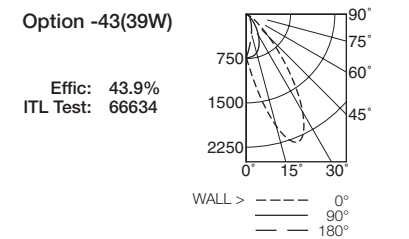
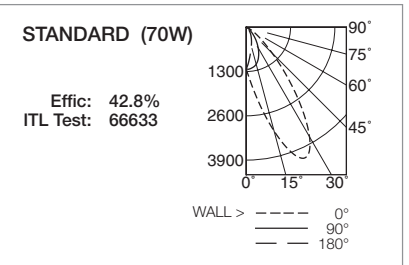
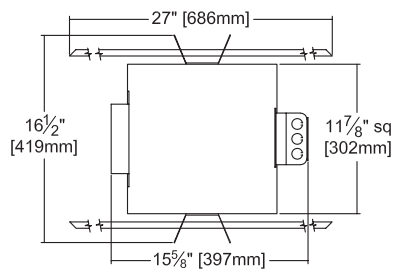
- Wet, damp or dry locations, covered ceilings.
- Through-branched circuit conductors (6 #12).
- 20 watt only.
- Three Year Limited Warranty**
- Complete standard fixture, including ballast.

## Please consult QUOTATIONS for the best alternative.

### Performance at a Glance



Ceiling Cut-out 5 1/4" Sq.



## THE KIRLIN COMPANY

3401 EAST JEFFERSON AVENUE • DETROIT, MICHIGAN 48207-4232  
(313) 259-6400 • Fax: (313) 259-9409 OR (313) 259-3121 • www.kirlinlighting.com

COMPACT PULSE START  
METAL HALIDE LIGHTING

MAXIMUM WATTAGE

70

CATALOG NUMBER

HRS-04314

DUE TO OUR CONTINUING EFFORT TO IMPROVE PRODUCTS, TECHNICAL INFORMATION IS SUBJECT TO CHANGE WITHOUT NOTICE.

Alzak® is a registered trademark of ALCOA.

