Recessed Lensed F-Lamp "Pulse Start Requested" Downlights: 50 to 200 Watt

8" 200W **HRR-08063**
11" 200W **HRR-11064**

THIS PRODUCT IS NO LONGER AVAILABLE

Please consult **QUOTATIONS** *for the best alternative.*

Features

Lamp
- Designed for medium base metal halide ED-17 lamps. See chart below for standard and optional wattages.
- See Option -43 and chart below for lower wattage or HPS availability.

Socket
- Vertical. Medium base. Pulse rated.
- Nickel-plated brass screw shell. Silicone leads. Glazed porcelain.

Reflector
- Specular ellipsoidal Alzak® aluminum.

Trim Assembly
- Seamless tapered black OptiGroove with white flange. Spring flanged trim.
- UV absorbing tempered prismatic low brightness flat glass lens.
- Optional trims and lenses available.

Ballast Assembly Specific Voltage
- Whisper Pack™ Assembly rated 180°F rated HPF pulse start ballast.
- 50-150 watt: Class H, linear reactor for 120 volt and Options -65, -66; linear reactor for 277 volt.
- 175-200 watt: Super CWA for 120 volt and Options -65, -66, -HL; Class H, linear reactor for 277 volt.
- Reactor and capacitor specific to ballast (-347 Options excepted). Lower watts available. See Options.
- Cool, quiet, long-life. Silicone leads.
- Visible and easily serviced all electrics including ballast.

Fuse
- Fused primary. Renewable. Not for 480 volt.

Housing
- Heavy-gauge aluminum.
- Cool. Dissipates heat across entire surface area. Ventilated.
- Rustproof: Exceeds 1000 hour ASTM 5% salt spray test.
- Entire luminaire serviced through removable trim assembly.
- Built-in plaster frame.

Outlet Box
- Prewired 14 GA (NEC) galvanized steel, UL listed; with removable insulated cover.
- 1/2" and 3/4" knockouts.

Installation
- 27" galvanized hanger bars supplied (2).
- Fully adjustable universal mounting brackets supplied (2).
- Recesses indoor or outdoor in covered locations.

UL, C-UL (Canada) Listings
- Wet, damp or dry locations, covered ceilings.
- Through-branch circuit conductors (6 #12).

Three Year Limited Warranty
- On entire standard fixture, including ballast.

Thermal Protection
- Per current NEC.

Wattage Availability and Cut-Out Dimensions

Catalog No.	Lamp/Base	Standard Wattage Pulse MH	Standard Wattage -24 (HPS)	Option -43: Lower Wattage Pulse MH	Option -43: Lower Wattage -24 (HPS)	Max. Standby Wattage (-49-65-66-LS)	Ceiling Cut-Out Diameter
HRR-08063	ED-17/Med	200	150	50-175	50-150	100	9.0"
HRR-11064	ED-17/Med	200	150	50-175	50-150	100	12.25"

Options

Sources and Ballasts
- -24 HPS ballast instead. See wattage chart above for available wattages. Specify voltage.
- -39 Electronic dimming ballast instead, for pulse start metal halide. Consult factory for wattage and voltage availability.
- -96 Regulating electronic MH ballast instead. Consult factory for availability.

Wattage and Voltage
- -43 Lower wattage: See Option -43 chart for available lower wattages. Specify voltage.
- -120 120 volt, 60 Hz. ballast.
- -277 277 volt, 60 Hz. ballast.
- -347 347 volt, 60 Hz. ballast. Consult factory for dimming or electronic.
- -97 Other voltage ballast instead. Consult factory.

Relays, Standbys, Lamps (see Chart)
- -49 Extra circuit DCB socket. Do not energize simultaneously with main source. Also see -LS.
- -65 Electronic standby system and DCB socket. Following HID outage, provides immediate light until HID restrikes. Also see -66 and -LS.
- -66 Electronic time delay standby system and DCB socket. Following outage, provides light until HID reaches 70% output. Also see Option -LS.
- -HL Hi-Lo wiring modification for use with external relay systems (by others). 175 watt or above. CWA ballast only. Specify system.
- -LP With lamp. Specify source, wattage, color temperature, and clear or coated. (3700°K standard for metal halide)
- -LS With T-4 DCB tungsten halogen standby lamp. Use only with Options -49, -65 or -66.

Lenses and Trims
- -27 Clear 1/4" tempered glass beneath tempered prismatic flat glass lens for vandal resistance.
- -32 Trim extender. Broadens trim flange O.D. by 1" to cover larger ceiling opening.
- -40 White grooveless flare trim assembly instead.
- -45 Gasket between trim and ceiling.
- -46 Gasket between trim and lens.
- -94 Custom color trim assembly. Consult factory.
- -FR Fresnel tempered lens instead.
- -FT Flat white trim instead. Standard with UV absorbing tempered prismatic glass or specify optional lens.
- -HO Holophane concave lens instead.

Mounting Options
- -79 Extension collar for up to 2" thick ceilings.
- -82 Sloped ceiling adapter, with mounting hardware for HRR-08063. Specify 5° increments up to 30°.

Other Options
- -99 Special modification. Consult factory.
- -TA Top access modification for servicing from above ceiling.

KIRLIN

THE KIRLIN COMPANY
3401 EAST JEFFERSON AVENUE • DETROIT, MICHIGAN 48207-4232
(313) 259-6400 • Fax: (313) 259-9409 or (313) 259-3121 • www.kirlinlighting.com

PS MET HALIDE
REV OCT 2014

THE KIRLIN COMPANY RESERVES THE RIGHT TO CHANGE, WITHOUT NOTICE, DETAILS OR SPECIFICATIONS IN PRODUCT DESIGN.

Alzak® is a registered trademark of ALCOA.

KIRLIN *lighting since 1895*

Performance at a Glance

HRR-08063
HRR-11064

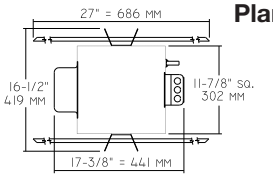

Plan View A

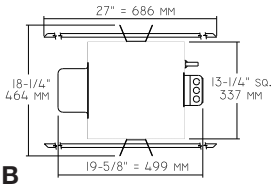

Plan View B

Cone of Light Key

Ft. Distance from fixture
FC Footcandles (average)
Dia. Circle of light at 50% of FC

* Dia. (in ft.) shown is where FC value is half the FC at nadir.

C.U. (Coefficients of Utilization) Tables are available on request. Please contact your Kirlin representative.

HRR-08063 200W (Plan View A)

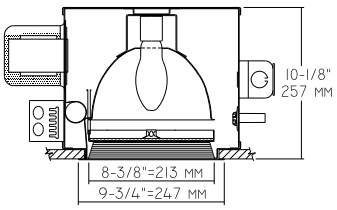

HRR-08063 (Clear Lamp)

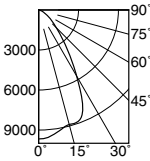

Cone of Light*

Ft.	FC	Dia.
6	268.5	6.2
8	151.0	8.2
10	96.7	10.3
12	67.1	12.4
14	49.3	14.4
16	37.8	16.5

S/MH 1.0 **EFFIC: 58.8%**

ITL TEST #51619
***LER = 50.6 •AEC = $4.75**

CANDLEPOWER DISTRIBUTION	0.0	22.5	45.0	67.5	90.0
0	9666	9666	9666	9666	9666
5	9533	9533	9533	9533	9533
15	8887	8887	8887	8887	8887
25	7829	7829	7829	7829	7829
35	3989	3989	3989	3989	3989
45	1873	1873	1873	1873	1873
55	953	953	953	953	953
65	414	414	414	414	414
75	116	116	116	116	116
85	0	0	0	0	0
90	0	0	0	0	0

HRR-08063-FR (Clear Lamp)

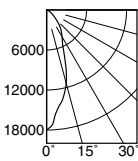

Cone of Light*

Ft.	FC	Dia.
6	499.4	3.6
8	280.9	4.8
10	179.8	6.1
12	124.8	7.3
14	91.7	8.5
16	70.2	9.7

S/MH 0.6 **EFFIC: 60.4%**

ITL TEST #51718
***LER = 51.9 •AEC = $4.62**

CANDLEPOWER DISTRIBUTION	0.0	22.5	45.0	67.5	90.0
0	17977	17977	17977	17977	17977
5	15596	15596	15596	15596	15596
15	11386	11386	11386	11386	11386
25	5729	5729	5729	5729	5729
35	3861	3861	3861	3861	3861
45	2041	2041	2041	2041	2041
55	965	965	965	965	965
65	406	406	406	406	406
75	119	119	119	119	119
85	0	0	0	0	0
90	0	0	0	0	0

HRR-08063-HO (Clear Lamp)

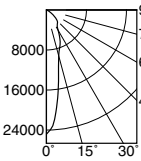

Cone of Light*

Ft.	FC	Dia.
6	689.5	2.3
8	387.9	3.0
10	248.2	3.8
12	172.4	4.6
14	126.6	5.3
16	97.0	6.1

S/MH 0.4 **EFFIC: 66.3%**

ITL TEST #51719
***LER = 57.0 •AEC = $4.21**

CANDLEPOWER DISTRIBUTION	0.0	22.5	45.0	67.5	90.0
0	24823	24823	24823	24823	24823
5	20915	20915	20915	20915	20915
15	9468	9468	9468	9468	9468
25	6371	6371	6371	6371	6371
35	3753	3753	3753	3753	3753
45	3024	3024	3024	3024	3024
55	1414	1414	1414	1414	1414
65	399	399	399	399	399
75	80	80	80	80	80
85	0	0	0	0	0
90	0	0	0	0	0

HRR-11064 200W (Plan View B)

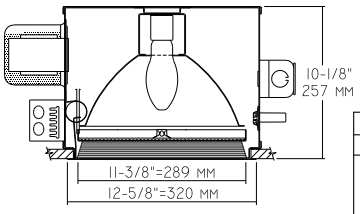

HRR-11064 (Coated Lamp)

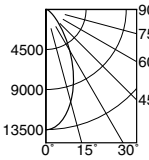

Cone of Light*

Ft.	FC	Dia.
6	376.4	4.7
8	211.7	6.3
10	135.5	7.9
12	94.1	9.5
14	69.1	11.1
16	52.9	12.6

S/MH 0.8 **EFFIC: 62.7%**

ITL TEST #51441
***LER = 51.3 •AEC = $4.67**

CANDLEPOWER DISTRIBUTION	0.0	22.5	45.0	67.5	90.0
0	13549	13549	13549	13549	13549
5	13166	13166	13166	13166	13166
15	10734	10734	10734	10734	10734
25	7122	7122	7122	7122	7122
35	3784	3784	3784	3784	3784
45	1735	1735	1735	1735	1735
55	778	778	778	778	778
65	403	403	403	403	403
75	186	186	186	186	186
85	0	0	0	0	0
90	0	0	0	0	0

HRR-11064-FR (Coated Lamp)

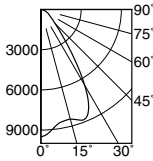

Cone of Light*

Ft.	FC	Dia.
6	264.4	6.6
8	148.8	8.8
10	95.2	11.0
12	66.1	13.2
14	48.6	15.4
16	37.2	17.6

S/MH 1.0 **EFFIC: 61.8%**

ITL TEST #51442
***LER = 50.6 •AEC = $4.74**

CANDLEPOWER DISTRIBUTION	0.0	22.5	45.0	67.5	90.0
0	9520	9520	9520	9520	9520
5	9039	9039	9039	9039	9039
15	8462	8462	8462	8462	8462
25	8376	8376	8376	8376	8376
35	4063	4063	4063	4063	4063
45	1517	1517	1517	1517	1517
55	825	825	825	825	825
65	507	507	507	507	507
75	214	214	214	214	214
85	12	12	12	12	12
90	0	0	0	0	0

HRR-11064-HO (Coated Lamp)

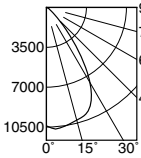

Cone of Light*

Ft.	FC	Dia.
6	288.8	6.8
8	162.4	9.0
10	104.0	11.3
12	72.2	13.5
14	53.0	15.8
16	40.6	18.0

S/MH 1.0 **EFFIC: 67.3%**

ITL TEST #51443
***LER = 55.1 •AEC = $4.35**

CANDLEPOWER DISTRIBUTION	0.0	22.5	45.0	67.5	90.0
0	10396	10396	10396	10396	10396
5	10701	10701	10701	10701	10701
15	10243	10243	10243	10243	10243
25	9207	9207	9207	9207	9207
35	5337	5337	5337	5337	5337
45	1577	1577	1577	1577	1577
55	426	426	426	426	426
65	217	217	217	217	217
75	126	126	126	126	126
85	1	1	1	1	1
90	0	0	0	0	0

* **LER (Luminaire Efficacy Rating) =** $\frac{\text{Luminaire Effic. x Total Lamp Lumens x Ballast Factor}}{\text{Input Watts}}$

• **AEC = Annual Energy Cost per 1000 lumens (based on 3000 hours use @ $0.08 KWH).**

SUBMITTAL DATA

JOB NAME

TYPE

WATTAGE VOLTAGE

CATALOG NUMBER

APPROVAL STAMP

LIMITED WARRANTY: CATALOGED KIRLIN FIXTURES ARE WARRANTIED FREE OF DEFECTS IN WORKMANSHIP OR MATERIAL FOR THREE YEARS FROM DATE OF PURCHASE, INSTALLED TO N.E.C., IN NORMAL USE. Manufacturer, at his option will replace or repair such fixture or refund the purchase price on presentation of proof of purchase and defective fixture at the offices of manufacturer within three years of original shipment. Liability of manufacturer is limited to the foregoing, and manufacturer shall not be liable for any other damages, direct or indirect, sustained or suffered by purchaser or any person. This warranty is supplied to the buyer in place of all other warranties, expressed or implied. Seller does not warrant as to merchantability or fitness for a particular use, nor will any oral statement constitute a warranty or amend this specific warranty. Abnormal use, abuse of the fixture, improper installation, or repair, or modification of the fixture without prior written authorization from the manufacturer will render the warranty void.