

CATALOG #	TYPE
JOB NAME	WATTAGE VOLTAGE

7" T6 CERAMIC METAL HALIDE 150 WATT MAXIMUM HRR-07329

150 Watt T6 Wall Wash: Shallow Luminaire  
LookAlike™ Comparison to Downlight and Flush Mount Design

## Specifications

### Lamp

- Designed for 25° offset T6 bi-pin ceramic metal halide lamp.
- Up to 96 CFI, 12,000-15,000 hour life.
- For lower wattages, see Option -43.

### Socket (5kV rated)

- G12 bi-pin base.
- Porcelain body. Silicone leads.

### Reflectors

- Upper: Ellipsoidal specular Alzak® aluminum.
- Lower: Low brightness angle cut specular Alzak® aluminum, self-flanged.
- Optional reflector finishes / colors available.

### Lens: UV Absorbing

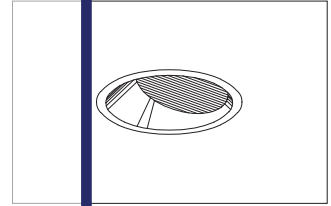
- Frosted linear glass lens mounted on upper reflector.

### Electronic Ballast

- Full electronic circuit provides constant color and constant wattage, ensuring consistent performance and long life.

**THIS PRODUCT IS NO LONGER AVAILABLE**

**Please consult QUOTATIONS for the best alternative.**



7" Dual Reflector Design

Input voltage 120V-277V, 50/60 Hz. For other voltages, see Options.

- 150 watt standard. Add Option -43 and specify for 100, 70, 39 or Type IC 20 watt.
- Minimum starting temperature -20°C/-4°F.
- Maximum ambient temperature less than 1.5°C.
- Emergency category: 1.0 (UL listed automatic shut-off if rated temperature is exceeded).
- Internally fused.
- Power factor greater than 90%.
- Input current THD less than 15%.
- Maximum 85°C operation, Sound Rated A.

### Aluminum Housing

- Corrosion resistant. Coating of cross-hatched finish. E-1000 or AS-1000.
- Lightweight. Minimizes ceiling load.
- Cool operation: Extends component life.
- Maximum 100°C ambient temperature.
- Removable trim for easy cleaning.

- Built-in plaster frame.

### Outlet Box

- Prewired 14 GA (NEC) galvanized steel, UL listed; with removable insulated cover.
- 1/2" and 3/4" knockouts.

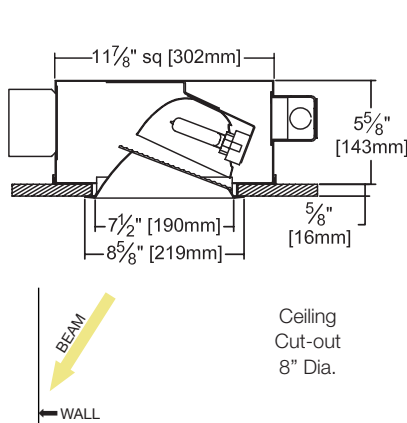
### Installation

- 27" galvanized hanger bars with adjustable mounting brackets (2) supplied.
- Recesses indoor or outdoor in covered locations.
- See "MARKED SPACINGS CAUTION" below.

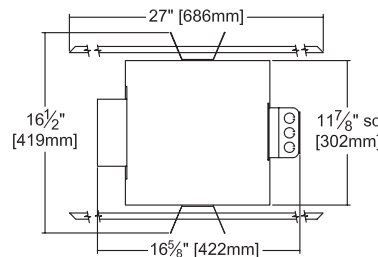
### UL, C-UL (Canada) Listings

- Wet, damp or dry locations, covered ceilings.
- Through-branch circuit conductors (6 #12).
- 150 watt only.
- Three Year Limited Warranty
- Complete standard fixture, including ballast.

## Performance at a Glance

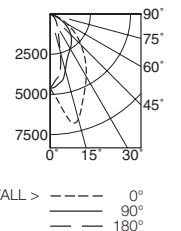


Ceiling Cut-out 8" Dia.



### STANDARD

Effic: 51.5%  
ITL Test: 77232



### "MARKED SPACINGS CAUTION"

FOR STANDARD 150W ONLY, INSTALL WITH MINIMUM SPACINGS AS FOLLOWS:  
2 FEET BETWEEN CENTERS OF ADJACENT FIXTURES; 1/2" BETWEEN FIXTURE TOP AND OVERHEAD BUILDING MEMBER; 1 FOOT BETWEEN FIXTURE CENTER AND SIDE WALL.

## THE KIRLIN COMPANY

3401 EAST JEFFERSON AVENUE • DETROIT, MICHIGAN 48207-4232  
(313) 259-6400 • Fax: (313) 259-9409 OR (313) 259-3121 • www.kirlinlighting.com

## COMPACT PULSE START METAL HALIDE LIGHTING

MAXIMUM WATTAGE

150

CATALOG NUMBER

HRR-07329

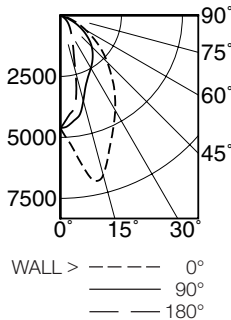
DUE TO OUR CONTINUING EFFORT TO IMPROVE PRODUCTS, TECHNICAL INFORMATION IS SUBJECT TO CHANGE WITHOUT NOTICE.

Alzak® is a registered trademark of ALCOA.

## Detailed Photometry - Installed Fixture

Photometry from I.T.L., Boulder, CO

## STANDARD

 Effic: 51.5%  
 ITL Test: 77232


	CANDLEPOWER DISTRIBUTION				
	0.0	45.0	90.0	135.0	180.0
0	4623	4623	4623	4623	4623
5	5391	5166	4479	4147	4099
15	6771	5268	3622	2808	2376
25	5116	4272	2719	1628	1162
35	3879	3573	2283	1012	711
45	2718	2769	1813	606	440
55	1683	1895	1198	317	211
65	803	1008	483	58	2
75	182	191	21	1	0
85	12	4	0	0	0
90	0	0	0	0	0

DISTANCE FROM CEILING IN FEET	SINGLE FIXTURE					MULTIPLE FIXTURES					
	1'	2'	3'	4'		3' CENTERS		4' CENTERS			
	FIXTURE INSTALLED 2' FROM WALL Footcandle Distribution on Wall Surface										
1	168.0	110.0	38.7	10.1	3.8	194.0	152.0	194.0	48.2	38.2	48.2
2	246.0	181.0	94.8	40.8	16.1	333.0	297.0	333.0	135.0	120.0	135.0
3	177.0	143.0	85.6	45.2	23.5	283.0	265.0	283.0	164.0	154.0	164.0
4	113.0	96.0	63.0	38.3	22.9	210.0	201.0	210.0	154.0	146.0	154.0
5	74.4	63.3	44.4	29.6	19.6	154.0	151.0	154.0	130.0	126.0	130.0
6	51.4	43.7	31.7	22.5	16.0	116.0	114.0	116.0	107.0	107.0	107.0
7	37.2	31.9	23.6	17.5	13.0	92.2	89.5	92.2	88.8	89.0	88.8
8	28.0	24.7	18.7	14.2	10.9	74.9	73.8	74.9	76.5	75.5	76.5
9	22.5	20.4	16.0	12.3	9.5	64.2	64.1	64.2	67.1	66.1	67.1

Photometry based on: 14,000 lumens - 150W

## Options

## Lower Reflector (Self-Flanged)

- 30 All White. (CP x 1.1)
- 31 White flange (only).
- 32 White trim ring to cover larger ceiling opening. Specify outer diameter of ring.
- 45 Gasket above flange. Stops dust streaks on ceiling.
- 69 Wheat specular Alzak. (CP x .92) Consult factory.
- 70 Clear SofTex. (CP x .92)
- 77 Pewter SofTex. (CP x .85) Consult factory.
- 91 Wheat SofTex. (CP x .88) Consult factory.
- 93 Pewter specular Alzak. (CP x .88) Consult factory.
- 94 Custom color. Consult factory.

## Relays, Standbys, Lamps

- 49 Extra circuit DCB socket (up to 75W). Do not energize simultaneously with main source. Also see Option -LS.
- 65 Electronic standby system and DCB socket (up to 75W). Provides immediate light until CMH restrikes. Also see Options -66 and -LS.
- 66 Electronic time delay standby system and DCB socket (up to 75W). Provides light until CMH reaches 70% output. Also see Option -LS.
- LP With lamp. Specify source, wattage, color temperature / brand. 3000°K standard; consult factory for others.
- LS With T4 DCB tungsten halogen standby lamp (75W). Use only with Options -49, -65 or -66.

## Wattage and Voltage

- 43 Lower wattage. T6: specify for 100W, 70W, 39W or Type IC 20W.
- 347 347 volt.
- 97 Other input voltage instead. Consult factory.

## Other Options

- 99 Special modification. Consult factory.

## SUBMITTAL DATA

JOB NAME

TYPE

WATTAGE

VOLTAGE

CATALOG NUMBER

## APPROVAL STAMP

LIMITED WARRANTY: KIRLIN FIXTURES ARE WARRANTED FREE OF DEFECTS IN WORKMANSHIP OR MATERIAL FOR THREE YEARS FROM DATE OF PURCHASE. INSTALLATION TO N.E.C. IN NORMAL USE. Manufacturer of this system will neither be liable for, nor shall it be liable for, any damage, direct or indirect, sustained or suffered by any other damages, direct or indirect, sustained or suffered by any other person. This warranty is supplied to the buyer in place of all other warranties, expressed or implied. Seller does not warrant as to merchantability or fitness for a particular use, nor will any oral statement constitute a warranty or amend this specific warranty. Abnormal use, abuse of the fixture, improper installation, or repair, or modification of the fixture without prior written authorization from the manufacturer will render the warranty void.