

|           |         |         |
|-----------|---------|---------|
| CATALOG # | TYPE    |         |
| JOB NAME  | WATTAGE | VOLTAGE |

12" 2 Triple 32 WATT MAXIMUM

FSR-12062

Shallow Multi-Lamp Lensed Cylinder

# THIS PRODUCT IS NO LONGER AVAILABLE

## Features

### Lamp

- Designed for two 4-pin triple tube amalgam or quad compact fluorescent lamps: 32/26W triple or 26W quad.

### Ballast: Multi Wattage/Voltage

- Installed electronic high power factor, thermally protected. For lower wattages: Option -43.
- 120-277 multi-volt; 50/60 Hz. THD < 10%.
- ClickQuick connectors for easy service.
- Single circuit wiring or see Option -84.
- Cold weather -22°F (-30°C).
- End of lamp life protection circuit. For life protection circuit. For internally fused. Also see Options -FS, -FD.

### Reflector

- Specular Alzak® aluminum.

### Trim Assembly

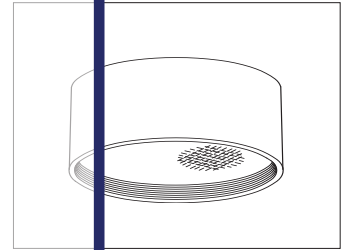
- Tapered aluminum one piece black or white with white flange or all white smooth self-flanged trim (Option -40) as shown in side view.
- Regressed temperate polycarbonate (#8 trim).

### Aluminum Housing

- Seamless white acrylic enameled. Rustproof: Exceeds 1000 hours of 5% salt spray test. No visible corrosion for 10 years.
- Light weight construction for easy load.
- Cool operation: Extends component life.

### Installation

- Center point mounting for snug fit to ceiling. Mounting hardware furnished.
- QuickConnect mounting available. (Option -QM)
- 2" collar for surface mount box mount (Option -80)
- Mounting for wall bracket is available. (See Options -PW, -WB)
- Indoor or outdoor for covered ceiling use. (See Option -9)
- UL listed for wet, damp or dry locations, covered ceilings. (See Option -89)
- Three Year Limited Warranty
- Complete standard textured and ball.



Surface Round  
Regressed Lens  
Shallow

### Selected Optional Trims:

- White Grooveless Flare Option -40
- Fresnel Lens Option -FR

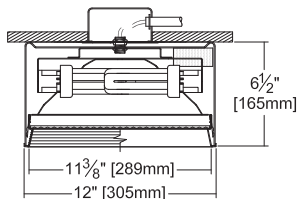
### Selected Optional Mounts:

- Pendant Option -PM
- Wall Bracket Option -WB

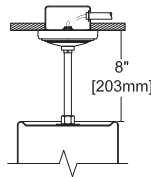
Please consult **QUOTATIONS** for the best alternative.

## Performance at a Glance

FSR-12062



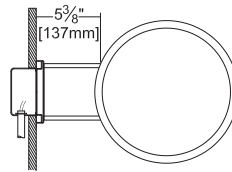
Option -40 Also Shown



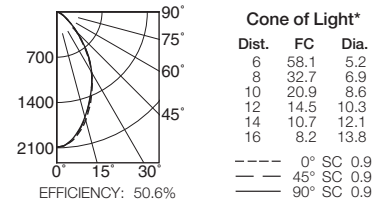
Representative Views:

(Above) With optional pendant mount (Option -PM)

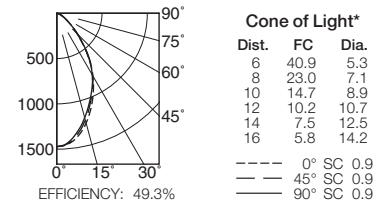
(Below) With optional wall bracket (Option -WB)



FSR-12062 (2 Triple 32W)



FSR-12062 (2 Triple 26W)



**Cone of Light Key**  
**Ft.** Distance from fixture  
**FC** Footcandles (average)  
**Dia.** Circle of light at 50% of FC  
 \* Dia. (in ft.) shown is where FC value is half the FC at nadir.

# THE KIRLIN COMPANY

3401 EAST JEFFERSON AVENUE • DETROIT, MICHIGAN 48207-4232  
 (313) 259-6400 • Fax: (313) 259-9409 OR (313) 259-3121 • www.kirlinlighting.com

RENAISSANCE SERIES  
 COMPACT FLUORESCENT LIGHTING

MAXIMUM WATTAGE

2 Triple 32

CATALOG NUMBER

FSR-12062

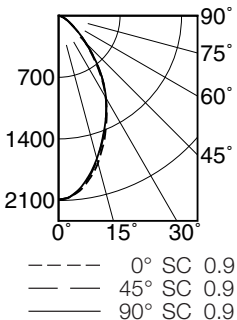
DUE TO OUR CONTINUING EFFORT TO IMPROVE PRODUCTS, TECHNICAL INFORMATION IS SUBJECT TO CHANGE WITHOUT NOTICE.

Alzak® is a registered trademark of ALCOA.

Detailed Photometry - Installed Fixture

Photometry from I.T.L., Boulder, CO

**FSR-12062 (2 Triple 32)**



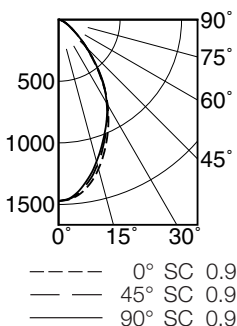
EFFICIENCY : 50.6%

| CANDLEPOWER DISTRIBUTION |      |      |      |      |      |
|--------------------------|------|------|------|------|------|
|                          | 0.0  | 22.5 | 45.0 | 67.5 | 90.0 |
| 0                        | 2090 | 2090 | 2090 | 2090 | 2090 |
| 5                        | 2040 | 2041 | 2035 | 2033 | 2030 |
| 15                       | 1733 | 1716 | 1692 | 1682 | 1682 |
| 25                       | 1294 | 1284 | 1275 | 1276 | 1274 |
| 35                       | 839  | 843  | 866  | 869  | 864  |
| 45                       | 426  | 430  | 436  | 451  | 443  |
| 55                       | 189  | 200  | 199  | 194  | 182  |
| 65                       | 81   | 81   | 89   | 87   | 87   |
| 75                       | 29   | 30   | 31   | 32   | 33   |
| 85                       | 0    | 0    | 0    | 0    | 0    |
| 90                       | 0    | 0    | 0    | 0    | 0    |

| COEFFICIENTS OF UTILIZATION |    |    |    |    |    |    |    |
|-----------------------------|----|----|----|----|----|----|----|
| RF                          | 20 |    |    |    |    |    |    |
|                             | 80 |    |    | 50 |    |    |    |
| RC                          | 70 | 50 | 30 | 10 | 50 | 30 | 10 |
| 1                           | 57 | 55 | 54 | 52 | 52 | 51 | 50 |
| 2                           | 53 | 50 | 48 | 46 | 48 | 46 | 44 |
| 3                           | 50 | 46 | 43 | 40 | 44 | 41 | 39 |
| 4                           | 47 | 42 | 39 | 36 | 40 | 38 | 35 |
| 5                           | 44 | 39 | 35 | 33 | 37 | 34 | 32 |
| 6                           | 41 | 36 | 32 | 30 | 34 | 31 | 29 |
| 7                           | 39 | 33 | 30 | 27 | 32 | 29 | 27 |
| 8                           | 36 | 31 | 27 | 25 | 30 | 27 | 25 |
| 9                           | 34 | 29 | 25 | 23 | 28 | 25 | 23 |
| 10                          | 33 | 27 | 24 | 21 | 26 | 23 | 21 |

ITL TEST #55048 \*LER=30.0 •AEC=\$7.99

**FSR-12062 (2 Triple 26)**



EFFICIENCY : 49.3%

| CANDLEPOWER DISTRIBUTION |      |      |      |      |      |
|--------------------------|------|------|------|------|------|
|                          | 0.0  | 22.5 | 45.0 | 67.5 | 90.0 |
| 0                        | 1472 | 1472 | 1472 | 1472 | 1472 |
| 5                        | 1448 | 1448 | 1441 | 1434 | 1432 |
| 15                       | 1254 | 1245 | 1218 | 1202 | 1192 |
| 25                       | 956  | 944  | 933  | 927  | 920  |
| 35                       | 624  | 627  | 639  | 638  | 631  |
| 45                       | 317  | 319  | 323  | 332  | 326  |
| 55                       | 141  | 148  | 146  | 142  | 134  |
| 65                       | 60   | 60   | 66   | 63   | 64   |
| 75                       | 22   | 23   | 24   | 24   | 25   |
| 85                       | 0    | 0    | 0    | 0    | 0    |
| 90                       | 0    | 0    | 0    | 0    | 0    |

| COEFFICIENTS OF UTILIZATION |    |    |    |    |    |    |    |
|-----------------------------|----|----|----|----|----|----|----|
| RF                          | 20 |    |    |    |    |    |    |
|                             | 80 |    |    | 50 |    |    |    |
| RC                          | 70 | 50 | 30 | 10 | 50 | 30 | 10 |
| 1                           | 55 | 54 | 52 | 51 | 51 | 49 | 48 |
| 2                           | 52 | 49 | 46 | 44 | 46 | 44 | 43 |
| 3                           | 48 | 45 | 42 | 39 | 42 | 40 | 38 |
| 4                           | 45 | 41 | 38 | 35 | 39 | 36 | 34 |
| 5                           | 42 | 38 | 34 | 32 | 36 | 33 | 31 |
| 6                           | 40 | 35 | 31 | 29 | 33 | 31 | 28 |
| 7                           | 38 | 32 | 29 | 26 | 31 | 28 | 26 |
| 8                           | 35 | 30 | 26 | 24 | 29 | 26 | 24 |
| 9                           | 33 | 28 | 25 | 22 | 27 | 24 | 22 |
| 10                          | 32 | 26 | 23 | 21 | 25 | 23 | 21 |

ITL TEST #55294 \*LER=29.1 •AEC=\$8.23

\* LER = Luminaire Efficiency Rating  
LER = Luminaire Effic. x Total Lamp Lumens x Ballast Factor  
Input Watts

\* AEC = Annual Energy Cost per 1000 lumens  
(based on 3000 hours use @ \$0.08 KWH).

**Options**

**Ballast, Wattage and Voltage**

- 43 Lower wattage: for either 4-pin electronic 2x18W triple/quad or 2x13W quad (only). Specify wattage.
- 84 Wired for two circuits. Also see -FD.
- 97 Specify other voltage. Consult factory.
- 98 347 volt, 50/60 Hz. input. Consult factory.

**Emergency Ballast<sup>1</sup>**

- Remote (field mounted) ballast, test switch and indicator light. Suitable for damp locations from 0° to 50°C (32° to 122°F) or with Cold Weather version (see -CR) -20° to 55°C (-4° to 131°F).
- 75 Remote 1-lamp EM ballast.
- CR Remote cold weather (-20° to 55°C) 1-lamp EM ballast.
- HR<sup>1</sup> Remote higher lumen (up to 1250) 1-lamp EM ballast. 13-42W only.

**Lenses and Trims**

- 13 Vandal resistant tempered prismatic C#73 lens above 1/8" flat polycarbonate.

- 17 .187" prismatic high strength acrylic lens.
- 18 Opal flat glass diffuser.
- 20 White aluminum 1/2" cube egg-crate louver.
- 21 White flat polycarbonate diffuser.
- 40 White grooveless flare trim. (CP x 1.10)
- 46 Gasket between trim and lens.
- CF High temperature color filter. Specify color.
- FR Fresnel tempered glass lens.
- HO Holophane concave prismatic tempered lens.
- UV UV filter. Consult factory.

**Luminaire (Housing) Finishes**

- 35 Natural aluminum acrylic enamel.
- 37 Dark Bronze acrylic enamel.
- 38 Black acrylic enamel.
- 94 Custom color/finish. Specify. Consult factory.

**Mounting**

- 54 Safety cable from fixture through pendant stem and 12" beyond. Use with -PM.
- 80 2" collar for mounting beneath surface outlet box. 1/2" T.S. KO's. Must add Option -89 for wet label listing.

- 87 Custom pendant length. Specify. Use with Option -PM.
- 88 Swivel canopy for sloped ceilings up to 40°. Use with Option -PM.
- 89 Sealed top WeatherCap. Must add to Options -80, -PM and -WB for wet label listing.
- PM Pendant mount. 8" stem or see Option -87. Must add Option -89 for wet label listing.
- QM QuickConnect mount for indoor (damp or dry) use only.
- WB Bracket mount. Must add -89 for wet label .

**Other**

- 99 Special modification. Consult factory.
- FD Two additional in-line fuses. One per ballast. Use with Option -84. Not available with Option -98 (347V).
- FS Additional in-line fuse. Not available with Option -98 (347V).
- LE With 4-pin electronic lamp. 3500°K standard. 82 CRI and 12,000 hour life. Specify wattage, style and color temperature.

SUBMITTAL DATA

JOB NAME

TYPE

WATTAGE

VOLTAGE

CATALOG NUMBER

APPROVAL STAMP

<sup>1</sup> Visit www.kirlinlighting.com for most current performance / specifications.

LIMITED WARRANTY: CATALOGED KIRLIN FIXTURES ARE WARRANTED FREE OF DEFECTS IN WORKMANSHIP OR MATERIAL FOR THREE YEARS FROM DATE OF PURCHASE. INSTALL LED TO N.E.C. IN NORMAL USE. Manufacturer at his option will replace or repair such fixture or refund the purchase price on presentation of proof of purchase and defective fixture at the offices of manufacturer within three years of original shipment. Liability of manufacturer is limited to the foregoing, and manufacturer shall not be liable for any other damages, direct or indirect, sustained or suffered by purchaser or any person. This warranty is supplied to the buyer in place of all other warranties, expressed or implied. Seller does not warrant as to merchantability or fitness for a particular use, nor will any oral statement constitute a warranty or amend this specific warranty. Abnormal use, abuse of the fixture, improper installation, or repair, or modification of the fixture without prior written authorization from the manufacturer will render the warranty void.