

CATALOG #	TYPE	
JOB NAME	WATTAGE	VOLTAGE

12" 1 Triple 70 WATT MAXIMUM

FSR-12052

Flared Cylinder with Exceptional Performance

THIS PRODUCT IS NO LONGER AVAILABLE

Features

Lamp

- Designed for one 4-pin triple/four tube compact fluorescent lamp: 70W triple tube

Ballast: Multi Voltage

- Installed electronic high power factor, thermally protected. For lower wattages: Option -43.
- 120-277 multi-volt; 50/60 Hz. THD < 10%.
- Single circuit wiring or see Option -84.
- ClickQuick connectors for easy service.
- Cold weather -22°F (-30°C).
- End of lamp life protection circuit. RFI filter.
- Internally fused. Also see Options: -FS, -FD.

Reflector

- Low iridescence (L.I.) Alzak® aluminum piece, self-canged.
- See Options for other finishes.

Aluminum Housing

- Seamless white porcelain enamel. Rust proof.

Exceeds 1000 hour ASTM 5% salt spray test.

Inert anodizing finish for long life.

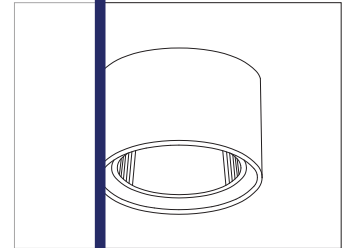
Non-vibrating cylinder for long life.

Light weight construction for easy load.

- Cool operation: Extends component life.

Installation

- Center point mounting for snug fit to ceiling. Mounting hardware included.
- QuickConnect mounting available. (Option -QM)
- 2" diameter for surface mount (see Option -80)
- Important for wall bracket (see Option -WB) (See Options -PM, -WB)
- Indoor or outdoor for covered ceiling use. (See Option -9)
- UL listed for use in wet, damp or dry locations, covered ceilings. (See Option -89)
- Three Year Limited Warranty
- Drop rate standard textured and balls.



Surface Round
Open
Single Reflector

Selected Optional Trims:

- SoTex Dune Option -71
- SoTex Champagne Gold Option -90
- SoTex Wheat Option -91

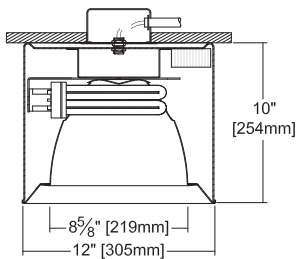
Selected Optional Mounts:

- Pendant Option -PM
- Wall Bracket Option -WB

Please consult **QUOTATIONS** for the best alternative.

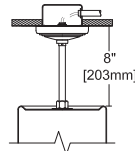
Performance at a Glance

FSR-12052



Cone of Light Key

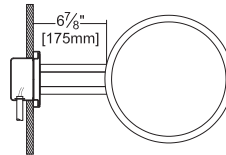
- Ft. Distance from fixture
- FC Footcandles (average)
- Dia. Circle of light at 50% of FC
- Dia. (in ft.) shown is where FC value is half the FC at nadir.



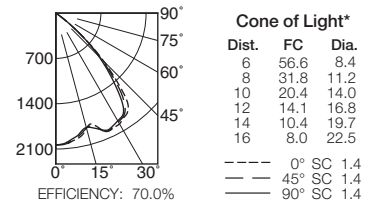
Representative Views:

(Above) With optional pendant mount (Option -PM)

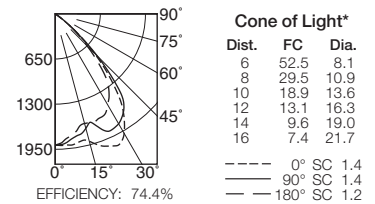
(Below) With optional wall bracket (Option -WB)



FSR-12052 (1 Triple 70W)



FSR-12052-43 (1 Triple 57W)



THE KIRLIN COMPANY

3401 EAST JEFFERSON AVENUE • DETROIT, MICHIGAN 48207-4232
(313) 259-6400 • Fax: (313) 259-9409 OR (313) 259-3121 • www.kirlinlighting.com

RENAISSANCE SERIES
COMPACT FLUORESCENT LIGHTING

MAXIMUM WATTAGE

1 Triple 70

CATALOG NUMBER

FSR-12052

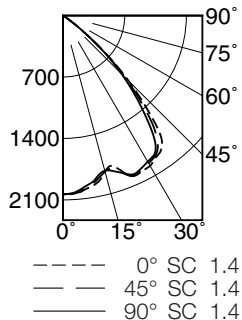
DUE TO OUR CONTINUING EFFORT TO IMPROVE PRODUCTS, TECHNICAL INFORMATION IS SUBJECT TO CHANGE WITHOUT NOTICE.

Alzak® is a registered trademark of ALCOA.

Detailed Photometry - Installed Fixture

Photometry from I.T.L., Boulder, CO

FSR-12052 (1 Triple 70)



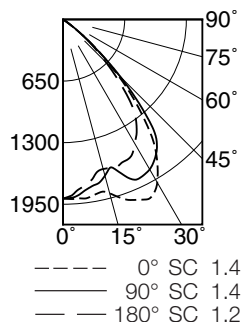
EFFICIENCY : 70.0%

CANDLEPOWER DISTRIBUTION					
	0.0	22.5	45.0	67.5	90.0
0	2036	2036	2036	2036	2036
5	2026	2022	2020	2002	2002
15	1840	1854	1838	1823	1830
25	1998	1969	1991	1935	1975
35	1911	1884	1869	1810	1834
45	1051	1049	995	958	939
55	64	67	77	86	91
65	2	2	2	2	2
75	0	0	0	0	0
85	0	0	0	0	0
90	0	0	0	0	0

COEFFICIENTS OF UTILIZATION							
RF	20						
	80			50			
	70	50	30	10	50	30	10
1	79	77	75	73	72	71	69
2	74	70	67	64	66	64	62
3	69	64	60	57	61	58	55
4	65	59	54	50	56	52	49
5	61	54	49	45	52	48	45
6	57	49	44	41	47	43	40
7	53	45	40	37	44	40	36
8	50	42	37	33	40	36	33
9	47	39	34	30	38	33	30
10	44	36	31	28	35	31	28

ITL TEST #54851 *LER=43.2 •AEC=\$5.56

FSR-12052-43 (1 Triple 57)



EFFICIENCY : 74.4%

CANDLEPOWER DISTRIBUTION					
	0.0	45.0	90.0	135.0	180.0
0	1890	1890	1890	1890	1890
5	1895	1903	1861	1829	1805
15	1899	1832	1707	1599	1634
25	2095	1904	1860	1590	1626
35	1707	1796	1716	1485	1349
45	786	875	857	705	646
55	57	47	45	67	73
65	2	3	2	4	2
75	0	0	0	0	0
85	0	0	0	0	0
90	0	0	0	0	0

COEFFICIENTS OF UTILIZATION							
RF	20						
	80			50			
	70	50	30	10	50	30	10
1	84	82	79	78	77	75	74
2	79	75	71	68	71	68	66
3	74	68	64	61	65	62	59
4	69	63	58	54	60	56	53
5	65	58	52	49	55	51	48
6	61	53	48	44	51	47	43
7	57	49	44	40	47	43	41
8	53	45	40	36	44	39	36
9	50	42	37	33	41	36	33
10	47	39	34	30	38	33	30

ITL TEST #54942 *LER=44.0 •AEC=\$5.45

Options

Ballast, Wattage and Voltage

- 39 Installed electronic dimming ballast. Indoor use. 10°C (50°F) minimum start. Specify wattage, voltage and brand. Not available with Option -75, -CR or -HR.
- 43 Lower wattage; for 4-pin 57W triple/four tube or 42/32/26W triple or 26W quad (multi-wattage/voltage). Specify wattage.
- 97 Specify other voltage. Consult factory.
- 98 347 volt, 50/60 Hz. input. Consult factory.

Emergency Ballast¹

- Internal (factory installed) or remote (field mounted) ballast, test switch and indicator light. Suitable for damp locations from 0° to 50°C (32° to 122°F) or with Cold Weather version (see -CE or -CR) -20° to 55°C (-4° to 131°F).
- 73 Internal 1-lamp EM ballast. (with Option -43 42/32/26W only). Specify voltage.
- 75 Remote 1-lamp EM ballast.

-CR Remote cold weather (-20° to 55°C) 1-lamp EM ballast.

-HR¹ Remote higher lumen (up to 1250) 1-lamp EM ballast. 13-42W only.

Trims

- 70 SofTex Clear reflector. (CP x .89)
- 71 SofTex Dune reflector. (CP x .85)
- 90 SofTex Champagne Gold reflector. (CP x .88)
- 91 SofTex Wheat reflector. (CP x .83)
- 94 Custom color/finish. Specify. Consult factory.

Luminaire (Housing) Finishes

- 35 Natural aluminum acrylic enamel.
- 37 Dark Bronze acrylic enamel.
- 38 Black acrylic enamel.
- 94 Custom color/finish. Specify. Consult factory.

ShatterGuard™ Shield (Beneath Lamp)

- 17 .187" prismatic high strength acrylic.
- SG .125" clear polycarbonate.

Mounting

- 54 Safety cable from fixture through pendant stem and 12" beyond. Use with -PM.

-80 2" collar for mounting beneath surface outlet box. 1/2" T.S. KO's. Must add Option -89 for wet label listing.

-87 Custom pendant length. Specify. Use with -PM.

-88 Swivel canopy for sloped ceilings up to 40°. Use with Option -PM.

-89 Sealed top WeatherCap. Must add to Options -80, -PM and -WB for wet label listing.

-PM Pendant mount. 8" stem or see Option -87. Must add Option -89 for wet label listing.

-QM QuickConnect mount; indoor (damp, dry) use only.

-WB Wall bracket mount. Must add Option -89 for wet label listing.

Other

- 99 Special modification. Consult factory.
- FS Additional in-line fuse. Not available with Option -98 (347V).
- LE With 4-pin electronic lamp. 3500°K standard. 82 CRI and 12,000 hour life. Specify wattage, style and color temperature.

SUBMITTAL DATA

APPROVAL STAMP

JOB NAME

TYPE

WATTAGE

VOLTAGE

CATALOG NUMBER

¹ Visit www.kirlinlighting.com for most current performance / specifications.

* LER = Luminaire Efficiency Rating
LER = Luminaire Effic. x Total Lamp Lumens x Ballast Factor
Input Watts

• AEC = Annual Energy Cost per 1000 lumens
(based on 3000 hours use @ \$0.08 KWH).

LIMITED WARRANTY: KIRLIN LIGHTING FIXTURES ARE WARRANTED FREE OF DEFECTS IN WORKMANSHIP OR MATERIAL FOR THREE YEARS FROM DATE OF PURCHASE. INSTALLATION TONE C. IN NORMAL USE. Manufacturer at the option will replace or repair, or modification of the fixture without prior written authorization from the manufacturer will render the warranty void. Purchaser's presentation of proof of purchase and date of purchase and date of installation to the office of manufacturer within three years of original shipment. Liability of manufacturer is limited to the foregoing, and manufacturer shall not be liable for any other damages, direct or indirect, sustained or suffered by purchaser or any person. This warranty is supplied to the buyer in place of all other warranties, expressed or implied. Seller does not warrant as to merchantability or fitness for particular use, nor will any oral statement constitute a warranty or alter this specific warranty. Abnormal use, abuse of the fixture, improper installation, or repair, or modification of the fixture without prior written authorization from the manufacturer will render the warranty void.