

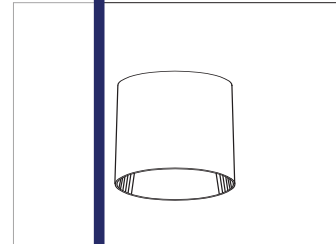
CATALOG #	TYPE	
JOB NAME	WATTAGE	VOLTAGE

9" 1 Triple 42 WATT MAXIMUM

FSR-09049

Open Shallow Cylinder with Exceptional Efficiency

THIS PRODUCT IS NO LONGER AVAILABLE



Features

Lamp

- Designed for one 4-pin triple tube and quad compact fluorescent lamp: 42/32/26W triple or 26W quad.

Ballast: Multi-Wattage/Voltage

- Installed electronic high power, thermally protected. For lower wattages: Option -43.
- 120-277 multi-volt; 50/60 Hz. THD <math>< 10\%</math>
- ClickQuick connectors for easy service.
- Cold weather -22°F (-30°C).
- End of lamp life protection circuit. RFI filter.
- Internally fused. Also see Option -56.

Reflector

- Low iridescence (L.I.) Alzak® aluminum, one-piece, self-flanged.
- See Options for other finishes.

Aluminum Housing

- Seamless white polycarbonate. Recessed.

Exceeds 100,000 hours, 90% salt spray test.

Non-volatile cylinder. Heat treated. Light weight, with 1/2" lip, load.

- Cool operation: Extends component life.

Installation

- Center point mounting for snug fit to ceiling. Mounting hardware included.
- QuickConnect mounting available. (Option -QM)
- Star fix mounting hardware (Option -80)
- Mounting hardware available. (See Options -PM, -WB)
- For use on ceiling or covered ceiling. (See Option -9)
- UL listing for wet, damp or dry locations, covered ceilings. (See Option -89)

Surface Round
Open
Single Reflector

Selected Optional Trims:

- SoftTex Dune Option -71
- SoftTex Champagne Gold Option -90
- SoftTex Wheat Option -91

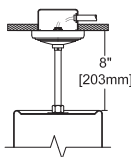
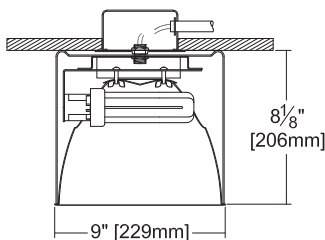
Selected Optional Mounts:

- Pendant Option -PM
- Wall Bracket Option -WB

Please consult **QUOTATIONS** for the best alternative.

Performance at a Glance

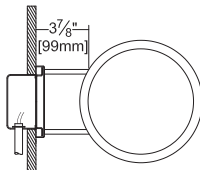
FSR-09049



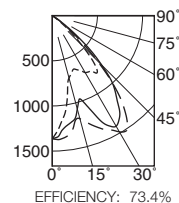
Representative Views:

(Above) With optional pendant mount (Option -PM)

(Below) With optional wall bracket (Option -WB)



FSR-09049 (1 Triple 42W)



Cone of Light*

Dist.	FC	Dia.
6	37.9	8.4
8	21.3	11.2
10	13.6	14.0
12	9.5	16.8
14	7.0	19.6
16	5.3	22.3

----	0°	SC 0.5
=====	90°	SC 1.4
-----	180°	SC 1.5

Cone of Light Key

- Ft. Distance from fixture
- FC Footcandles (average)
- Dia. Circle of light at 50% of FC
- * Dia. (in ft.) shown is where FC value is half the FC at nadir.

THE KIRLIN COMPANY

3401 EAST JEFFERSON AVENUE • DETROIT, MICHIGAN 48207-4232
(313) 259-6400 • Fax: (313) 259-9409 OR (313) 259-3121 • www.kirlinlighting.com

RENAISSANCE SERIES
COMPACT FLUORESCENT LIGHTING

MAXIMUM WATTAGE

1 Triple 42

CATALOG NUMBER

FSR-09049

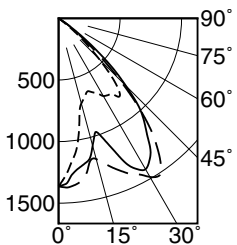
DUE TO OUR CONTINUING EFFORT TO IMPROVE PRODUCTS, TECHNICAL INFORMATION IS SUBJECT TO CHANGE WITHOUT NOTICE.

Alzak® is a registered trademark of ALCOA.

Detailed Photometry - Installed Fixture

Photometry from I.T.L., Boulder, CO

FSR-09049 (1 Triple 42)



----- 0° SC 0.5
 ----- 90° SC 1.4
 ----- 180° SC 1.5

EFFICIENCY : 73.4%

CANDLEPOWER DISTRIBUTION					
	0.0	45.0	90.0	135.0	180.0
0	1364	1364	1364	1364	1364
5	1178	1242	1271	1355	1363
15	715	937	1070	1155	1182
25	663	1137	1298	1311	1396
35	746	1156	1303	1369	1451
45	464	623	773	716	695
55	16	86	106	117	104
65	4	3	2	2	4
75	2	1	0	1	2
85	0	0	0	0	0
90	0	0	0	0	0

COEFFICIENTS OF UTILIZATION						
RF	20					
	80			50		
RC	70	50	30	10	50	30
RW	70	50	30	10	50	30
1	82	80	78	76	76	74
2	77	73	70	67	69	67
3	72	67	62	59	63	60
4	67	61	56	52	58	54
5	63	55	50	46	53	49
6	59	51	45	42	49	44
7	55	47	41	37	45	41
8	51	43	38	34	41	37
9	48	40	34	31	38	34
10	45	37	31	28	36	31

ITL TEST #54912 *LER=43.1 •AEC=\$5.57

* LER = Luminaire Efficiency Rating

$$LER = \frac{\text{Luminaire Effic.} \times \text{Total Lamp Lumens} \times \text{Ballast Factor}}{\text{Input Watts}}$$

• AEC = Annual Energy Cost per 1000 lumens (based on 3000 hours use @ \$0.08 KWH).

Options

Ballast, Wattage and Voltage

- 39 Installed electronic dimming ballast. Indoor use. 10°C (50°F) minimum start. Specify wattage, voltage and brand. Not available with Option -75, -CR or -HR.
- 43 Lower wattage: for either 4-pin electronic 18W triple/quad or 13W quad (only). Specify wattage.
- 97 Specify other voltage. Consult factory.
- 98 347 volt, 50/60 Hz. input. Consult factory.

Emergency Ballast¹

- Remote (field mounted) ballast, test switch and indicator light. Suitable for damp locations from 0° to 50°C (32° to 122°F) or with Cold Weather version (see -CR) -20° to 55°C (-4° to 131°F).
- 75 Remote 1-lamp EM ballast.
- CR Remote cold weather (-20° to 55°C) 1-lamp EM ballast.

- HR¹ Remote higher lumen (up to 1250) 1-lamp EM ballast. 13-42W only.

Trims

- 70 SofTex Clear reflector. (CP x .89)
- 71 SofTex Dune reflector. (CP x .85)
- 90 SofTex Champagne Gold reflector. (CP x .88)
- 91 SofTex Wheat reflector. (CP x .83)
- 94 Custom color/finish. Specify. Consult factory.

Luminaire (Housing) Finishes

- 35 Natural aluminum acrylic enamel.
- 37 Dark Bronze acrylic enamel.
- 38 Black acrylic enamel.
- 94 Custom color/finish. Specify. Consult factory.

Mounting

- 54 Safety cable from fixture through pendant stem and 12" beyond. Use with -PM.
- 80 2" collar for mounting beneath surface outlet box. 1/2" T.S. KO's. Must add Option -89 for wet label listing.

- 87 Custom pendant length. Specify length. Use with Option -PM.
- 88 Swivel canopy for sloped ceilings up to 40°. Use with Option -PM.
- 89 Sealed top WeatherCap. Must add to Options -80, -PM and -WB for wet label listing.
- PM Pendant mount. 8" stem or see Option -87. Must add Option -89 for wet label listing.
- QM QuickConnect mount for indoor (damp or dry) use only.
- WB Wall bracket mount. Must add Option -89 for wet label listing.

Other

- 99 Special modification. Consult factory.
- FS Additional in-line fuse. Not available with Option -98 (347V).
- LE With 4-pin electronic lamp. 3500°K standard. 82 CRI and 12,000 hour life. Specify wattage, style and color temperature.

¹ Visit www.kirlinlighting.com for most current performance / specifications.

SUBMITTAL DATA

APPROVAL STAMP

JOB NAME

TYPE

WATTAGE

VOLTAGE

CATALOG NUMBER

LIMITED WARRANTY: CATALOGED KIRLIN FIXTURES ARE WARRANTED FREE OF DEFECTS IN WORKMANSHIP OR MATERIAL FOR THREE YEARS FROM DATE OF PURCHASE. INSTALLLED TO N.E.C. IN NORMAL USE. Manufacturer at the option will inspect or repair such fixtures or refund the purchase price on presentation of a proof of purchase and defective fixture at the offices of manufacturer within three years of original shipment. Liability of manufacturer is limited to the foregoing, and manufacturer shall not be liable for any other damages, direct or indirect, sustained or suffered by purchaser or any person. This warranty is supplied to the buyer in place of all other warranties, expressed or implied. Seller does not warrant as to merchantability or fitness for a particular use, nor will any oral statement constitute a warranty or amend this specific warranty. Abnormal use, abuse of the fixture, improper installation, or repair, or modification of the fixture without prior written authorization from the manufacturer will render the warranty void.